



# **THE CITY OF POWELL POLICE DEPARTMENT**

---

HONESTY – INTEGRITY – DEPENDABILITY

*Stephen L. Hrytzik*  
*Chief of Police*

**OCTOBER 2019**  
**ACTIVITY REPORT**



## STATISTICS

	Current Month	Last Month	Last Year
Calls for Service	2,238	1,919	1,908
Dispatched Calls	504	408	522
Police Reports	152	88	135
Adult Arrests	11	6	10
Juvenile Arrests	1	0	6
Traffic Stops*	453	143	166
Traffic Citations*	65	20	41
Traffic Crashes	11	16	13
False Alarms	31	17	36
House Watches	29	29	39
Preventative Patrols	161	296	142
Stacked Calls	29	18	16

**Note:** In 2019, the Dispatched Calls calculation counts Traffic Control as officer-initiated calls.

\*Traffic stops and citations were high in October due to focused enforcement of prohibited left turns at the four-corners intersection.

## NOTABLE CASES

**Left Turns** | The new hours for restricted left turns at the four corners (7 a.m. to 7 p.m.) went into effect in early October. Police allowed drivers to acclimate to the change for a period; warned drivers for another period; observed traffic next; and finally wrote citations from October 28 to November 3.

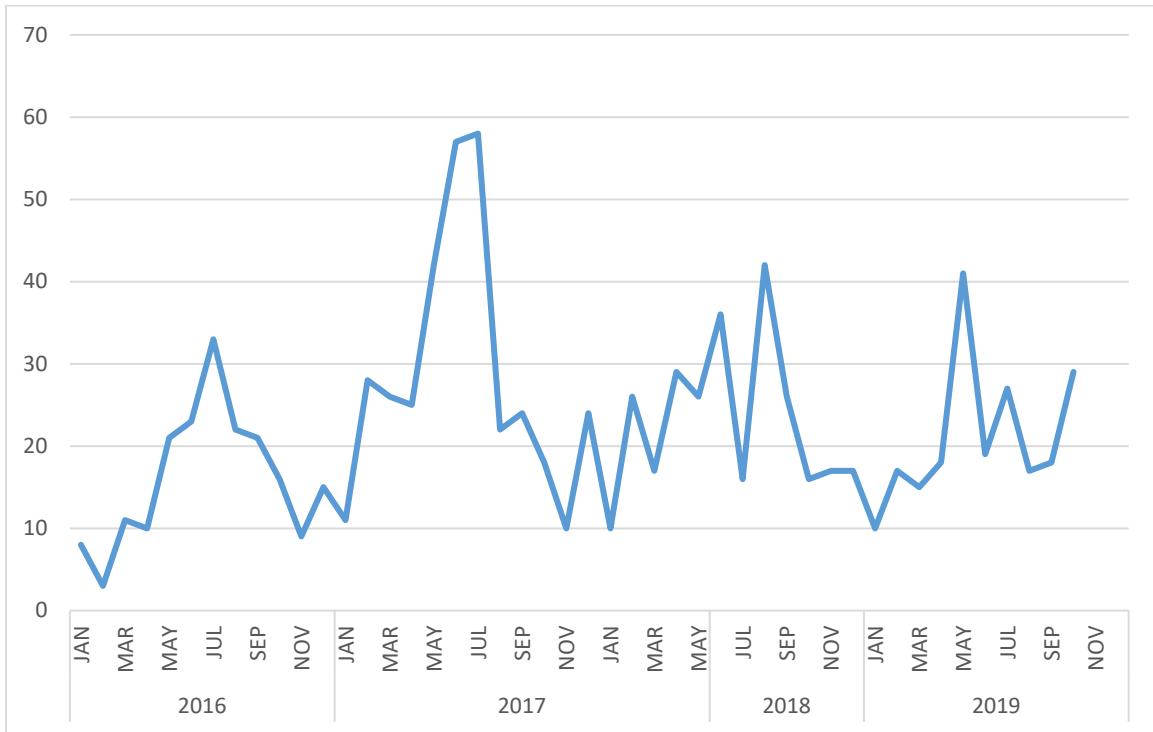
Over 335 warnings and 58 citations were issued for prohibited left turns at that intersection.

## NATURE OF CALLS FOR SERVICE

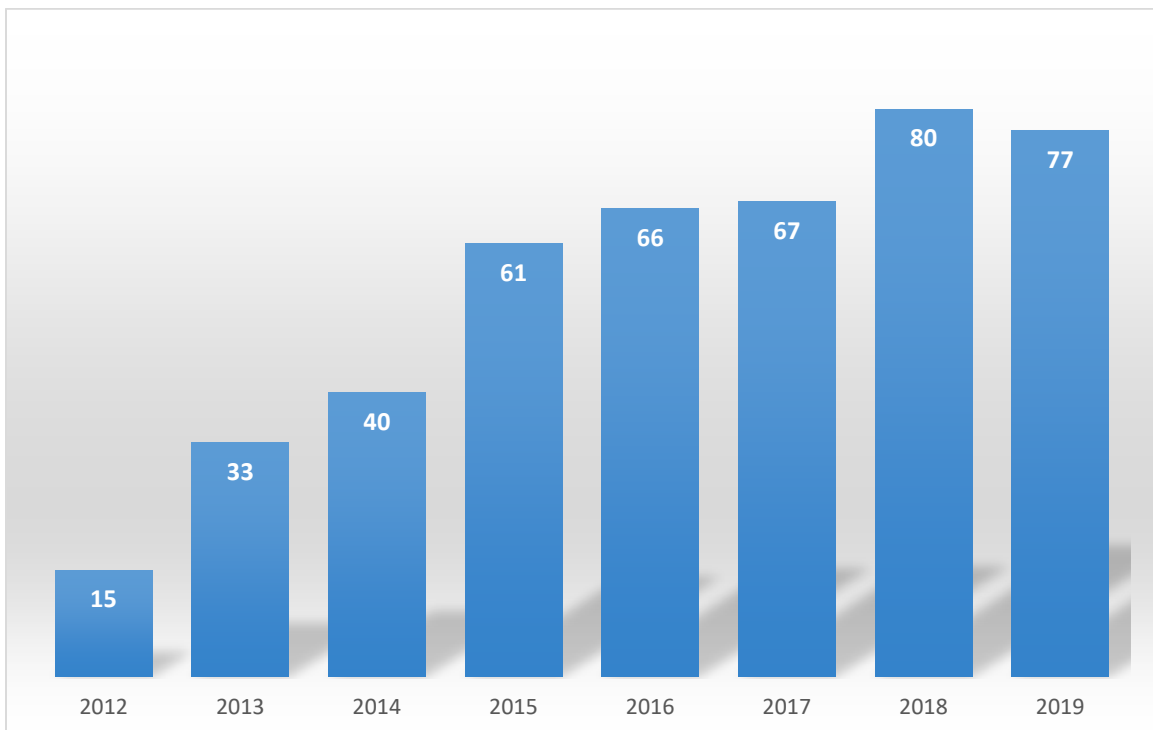
NATURE	MINUTES ON CALLS	PERCENT OF TIME	CALLS	PERCENT OF CALLS
Special Detail	5,433.2	17.8%	88	4.0%
Business / House Check	5,319.2	17.4%	928	42.0%
Traffic Control	4,285.2	14.0%	181	8.2%
Follow-Up/Investigation	3,115.3	10.2%	87	3.9%
Traffic Stop	2,864.8	9.4%	453	20.5%
Assist other Agency	2,255.7	7.4%	141	6.4%
Alarm/911 Hang-Up	1,232.0	4.0%	110	5.0%
Suspicious Activity	1,158.9	3.8%	58	2.6%
Theft	998.8	3.3%	27	1.2%
Traffic Crash	959.2	3.1%	19	0.9%
Investigate Complaint	631.2	2.1%	42	1.9%
Mental Health Crisis	320.2	1.0%	3	0.1%
Juvenile	308.2	1.0%	9	0.4%
Animal Call	308.1	1.0%	10	0.5%
Lockout	236.7	0.8%	19	0.9%
Harassment/Threats	151.2	0.5%	3	0.1%
Community Engagement	145.4	0.5%	1	0.0%
Domestic	139.2	0.5%	4	0.2%
Suicide Attempt	133.5	0.4%	2	0.1%
Well Being Check	126.7	0.4%	3	0.1%
Lost & Found	126.2	0.4%	6	0.3%
Warrant	123.0	0.4%	1	0.0%
Parking	120.7	0.4%	15	0.7%
Stolen Vehicle	38.2	0.1%	1	0.0%
Drunk	33.9	0.1%	1	0.0%

*This is the nature of the call as originally reported by the dispatcher.*

## STACKED CALLS



## PEDDLER PERMITS



## TRAINING

In October the department conducted 254 hours of training to include **CPR, Firearms, Close Quarters Battle, Simunitions, Public Records, Taser Instructor** and **The Great Lakes Leadership Seminar**.

## TRAFFIC SURVEYS (STEALTH STAT)

***The City of Powell Police Department uses this data to assign officers for selective enforcement efforts.***

**Vehicles per Hour:** On busy streets, the device cannot accurately count vehicles in the far lane.

**Average Speed:** The average speed of all vehicles registered by the StealthStat device.

**85th Percentile:** 85 percent of all vehicles were at this speed or slower.

**Ten-Mile Pace:** The range of speeds in which the majority of vehicles were traveling.

### Ashmoore Drive

October 7-10, 2019

Posted Speed Limit – 25 m.p.h.

Direction	Average Vehicles per Hour	Average Speed	85 <sup>th</sup> Percentile	Ten-Mile Pace
Eastbound	24.2	24.54	29	20-29
Westbound	19.9	25.34	31	23-32

### Bennett Parkway

October 10-13, 2019

Posted Speed Limit – 25 m.p.h.

Direction	Average Vehicles per Hour	Average Speed	85 <sup>th</sup> Percentile	Ten-Mile Pace
Northbound	49.7	30.19	35	25-34
Southbound	45.2	29.04	34	25-34

### South Liberty Street

October 14-20, 2019

Posted Speed Limit – 25 m.p.h.

Direction	Average Vehicles per Hour	Average Speed	85 <sup>th</sup> Percentile	Ten-Mile Pace
Northbound	185.5	28.97	34	25-34
Southbound	147.5	29.12	34	25-34

### Retreat Lane

October 21-27, 2019

Posted Speed Limit – 25 m.p.h.

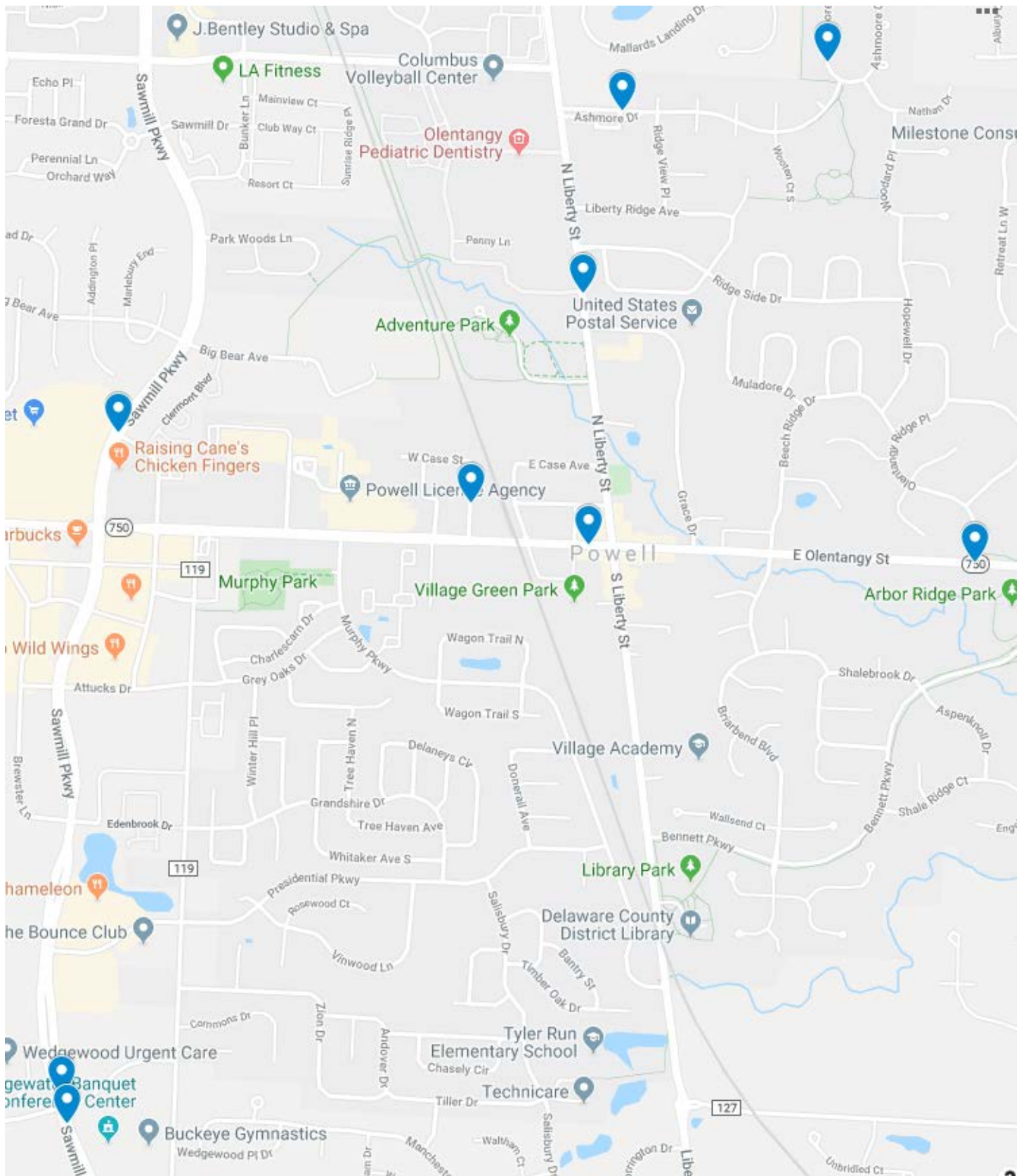
Direction	Average Vehicles per Hour	Average Speed	85 <sup>th</sup> Percentile	Ten-Mile Pace
Eastbound	15.6	25.33	30	22-31
Westbound	14.3	28.50	34	25-34

## TRAFFIC CRASHES

DATE	CAUSE	NARRATIVE
10/3/19	<b>Mech-anical</b>	While turning onto N. Liberty St. from Brookehill Dr., Unit 1's equipment on its truck's bed struck wires from the electrical pole, causing the wires to fall and become damaged.
10/3/19	<b>Backing</b>	Unit 1 improperly backed and struck Unit 2 while attempting to turn around on Lincoln St. Unit 2 was unoccupied and parked on Lincoln St. on the side of the roadway. Unit 1 was cited.
10/5/19	<b>Backing</b>	Unit 2 was legally parked on the street, when Unit 1 backed from the driveway of 320 Ashmoore Circle West. Unit 1 struck the driver's side front door of Unit 2 with the rear of Unit 1.
10/9/19	<b>Control</b>	Unit 2 was parked on the street at 206 Watson Way facing westbound. Unit 1 was westbound on Watson Way failed to control their vehicle and side-swiped Unit 2. Unit 1 was cited.
10/10/19	<b>Stop Sign</b>	Unit 2 was traveling westbound on Ashmoore Drive, as Unit 2 made a left turn from Bettendorf Circle. Unit 1 failed to yield at the stop sign and struck Unit 2 on the driver's side. Unit 1 was cited.

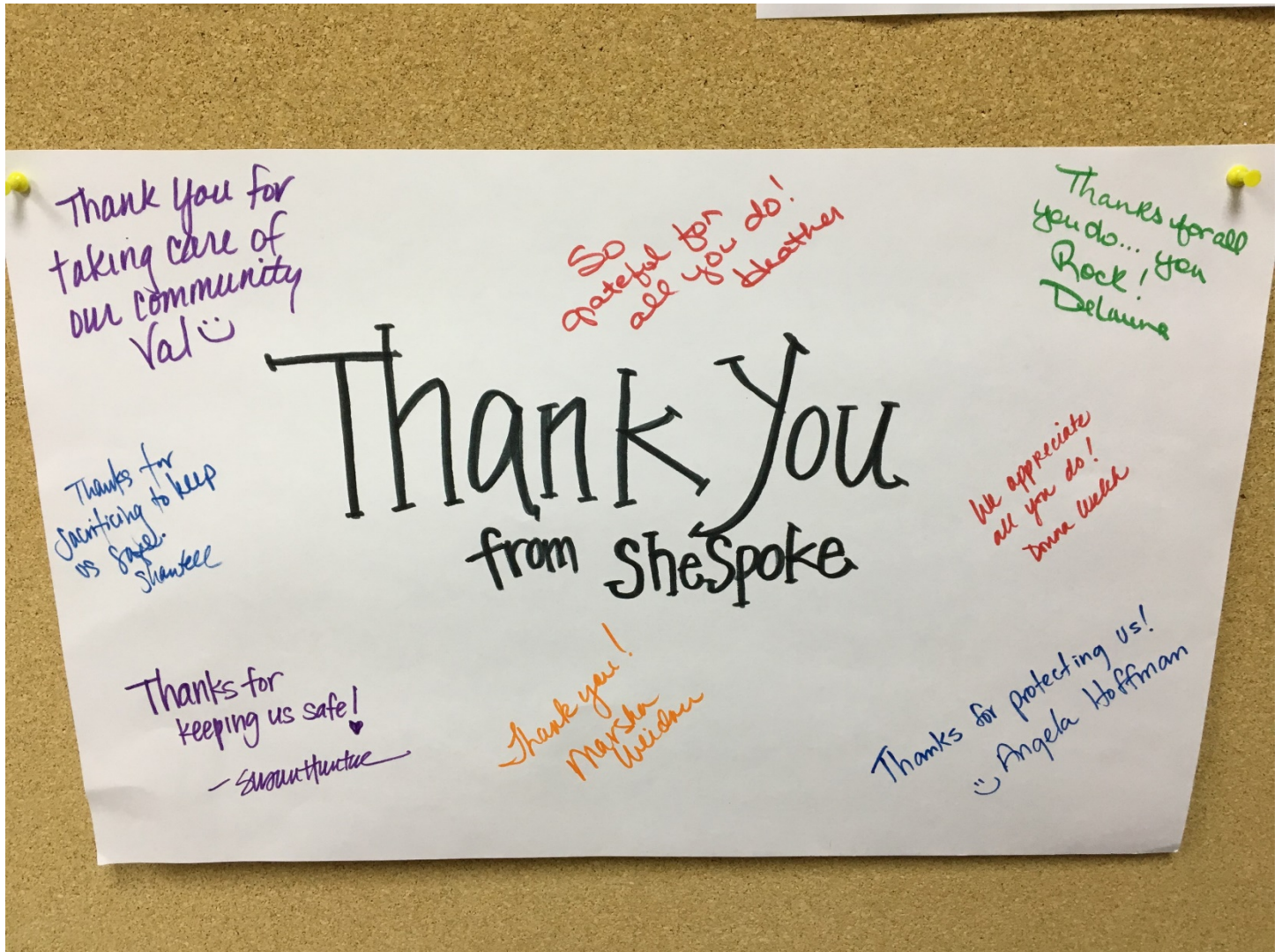
DATE	CAUSE	NARRATIVE
10/11/19	<b>ACDA</b>	Unit 2 was traveling eastbound on SR 750 when it slowed with traffic preparing to turn north onto Olentangy Ridge Place. Unit 1 (unknown) failed to stop in time and rear ended Unit 2 then fled the scene. Unit 2 sustained minor property damage.
10/12/19	<b>Backing</b>	Unit 2 was parked in the grass near 18 Grace Dr. and Unit 1 was parked near Unit 2. Unit 1 attempted to back, struck Unit 2, and left the scene. Unit 1 was cited.
10/12/19	<b>Yield</b>	Unit 1 was northbound and Unit 2 was southbound on Sawmill Pkwy. Unit 1 made a left turn into the path of Unit 2 causing Unit 2 to crash into Unit 1. Unit 1 was cited.
10/14/19	<b>ACDA</b>	Units 1 and 2 were westbound on W. Olentangy St. (SR 750). At 27 W. Olentangy St., Unit 2 slowed for traffic and was struck in the rear by Unit 1. Unit 1 was cited.
10/17/19	<b>Yield</b>	Unit 2 was westbound on N. Hampton Dr. and Unit 1 was eastbound on N. Hampton Dr. Unit 1 attempted to turn left onto Sawmill Pkwy and struck Unit 2 in the intersection. Unit 1 was cited.
10/24/19	<b>Control</b>	Unit 1 and Unit 2 were advancing from a stopped position on Sawmill Parkway and North Hampton. The driver of Unit 1 looked over her left shoulder in an attempt to switch lanes and drifted out of her lane, striking Unit 2. Unit 1 was cited.
10/29/19	<b>Stop Sign</b>	<i>Injury</i>   Unit 2 was southbound on Liberty Rd. Unit 1 was attempting to enter Liberty Rd. from Bryton Dr. Unit 1 pulled across Liberty Rd. and was struck in the southbound lane by Unit 2. Unit 1 was cited.

## MAP OF TRAFFIC CRASHES





## THANK-YOU NOTES





**We received 60 thank-you notes from the Scioto Ridge third grade class that visited the police station in October.**



**Officers Boruchowitz and Hale received 34 thank-you notes after visiting Enchanted Care Kids Campus.**

