

2018


your **COMMUNITY** profile



DH Delaware General Health District
Dedicated to Your Health


CITY OF Powell

HEALTH EQUITY



Persons
living at or
below poverty

1%



Olentangy
Local School
District
Free/Reduced
Lunches

5.9%



Social
Vulnerability
Index Range

0.0019-0.0303

Social Vulnerability Indexes (range from 0-1) with 1 representing highest vulnerability and are measured by census tract. Index ranks socioeconomic, household composition/disability, minority/language and housing/transportation



Persons living
with a disability

5.4%

POPULATION

Total 12,658 Under 18 years: 32.5% 18-64 years: 55.8% 65+ years: 11.7%

POPULATION GROWTH

Number in 2010: 11,500 Estimate for 2020: 14,983 Estimated % increase: 30.3%

AGE

Median age: 39.2 years

RACE & ETHNICITY

86.2% Caucasian | 10.1% Asian | 2.3% African American | Less than 1% Hispanic

DEATHS

Deaths in 2018: 42

Leading cause of death: Cancer

BIRTHS

Births in 2018: 133

Percentage of pre-term births: 7.5% Percentage of low birth weight: 4.5%

LIFE EXPECTANCY

Average length of life: 81.7 years Life expectancy range: 80.5-84.7

HEALTHCARE ACCESS

Primary Care: 4 Walk-In Care: 2 Hospitals: 0 Mental Health Services: 2

HEALTHY/ACTIVE LIVING RESOURCES



22.84 Miles of trails



9 Parks



1 Farmer's Market



1 Community Garden



0 Food Pantries



1 Grocery Store

How we protect your **COMMUNITY**

Data provided on this page is a compilation of two years of services (2017-2018)

WELLNESS SERVICES

117	Disease investigations	31	Newborn home visits
3	Outbreaks	0	Prenatal home visits
511	Immunizations	144	Children with Medical Handicaps services

ENVIRONMENTAL SERVICES

127	Mosquitoes trapped	371	Food service inspections
0	Miles of mosquito fogging	72	Food establishments served *2018 data only
2	Larvacide treatments	9	Food complaints
307	Plumbing inspections	9	Food complaint follow-ups completed
210	Plumbing properties served		
1	Sewage Inspections		
1	Sewage properties served		

COMMUNITY SERVICES *2018 data only

0	Car seat inspections	3,877,540	Pounds of curbside recycling
0	Car seat inspection stations	1,211,770	Pounds of drop-off recycling *Combined with Liberty Township
		4	Health-related assessments

*Data provided by the Delaware General Health District, Delaware County Regional Planning, Ohio Department of Education, Centers for Disease Control and Prevention and the United States Census Bureau. Some of these data were provided by the Ohio Department of Health. The Department specifically disclaims responsibility for any analyses, interpretations or conclusions.

For questions or more information, contact the Delaware General Health District at 740-368-1700.

2018


your **COMMUNITY** profile



 Delaware General Health District
Dedicated to Your Health

DELAWARE County

HEALTH EQUITY



Persons
living at or
below poverty

5.7%



All Public
School Districts
Free/Reduced
Lunches

11.7%



Social
Vulnerability
Index

0.0146

Social Vulnerability Indexes (range from 0-1) with 1 representing highest vulnerability and are measured by census tract. Index ranks socioeconomic, household composition/disability, minority/language and housing/transportation



Persons living
with a disability

8.3%

POPULATION

Total 200,464 Under 18 years: 26.8% 18-64 years: 60.1% 65+ years: 13.1%

POPULATION GROWTH

Number in 2010: 174,214 Estimate for 2020: 214,707 Estimated % increase: 23.2%

AGE

Median age: 38.6 years

RACE & ETHNICITY

87.2% Caucasian | 6.8% Asian | 3.2% African American | 2.6% Hispanic

DEATHS

Deaths in 2018: 1,229

Leading cause of death: Heart Disease

BIRTHS

Births in 2018: 2,123

Percentage of pre-term births: 8.9% Percentage of low birth weight: 5.9%

LIFE EXPECTANCY

Average length of life: 79.8 years Life Expectancy Range: 74.2-86.4

HEALTHCARE ACCESS

Primary Care: 44 Walk-In Care: 20 Hospitals: 2 Mental Health Services: 9

HEALTHY/ACTIVE LIVING RESOURCES



222.79 Miles of trails



98 Parks



3 Farmer's Markets



7 Community Garden



12 Food Pantries



13 Grocery Stores

How we protect your **COMMUNITY**

Data provided on this page is a compilation of two years of services (2017-2018)

WELLNESS SERVICES

2,648	Disease investigations	868	Newborn home visits
42	Outbreaks	20	Prenatal home visits
11,842	Immunizations	3,462	Children with Medical Handicaps services

ENVIRONMENTAL SERVICES

10,381	Mosquitoes trapped	4,147	Food service inspections
333.1	Miles of mosquito fogging	786	Food establishments served *2018 data only
102	Larvacide treatments	120	Food complaints
10,140	Plumbing inspections	120	Food complaint follow-ups completed
4,364	Plumbing properties served		
3,086	Sewage Inspections		
2,424	Sewage properties served		

COMMUNITY SERVICES *2018 data only

674	Car seat inspections	3,025,768	Pounds of Drop-off Recycling
10	Car seat inspection stations	15,482,100	Pounds of Curbside Recycling
		10	Health-related assessments

*Data provided by the Delaware General Health District, Delaware County Regional Planning, Ohio Department of Education, Centers for Disease Control and Prevention and the United States Census Bureau. Some of these data were provided by the Ohio Department of Health. The Department specifically disclaims responsibility for any analyses, interpretations or conclusions.

For questions or more information, contact the Delaware General Health District at 740-368-1700.