

CITY OF POWELL

PLANNING AND ZONING COMMISSION (P&Z)

CERTIFICATE OF APPROPRIATENESS APPLICATION

ALL ITEMS ON THIS APPLICATION MUST BE COMPLETED.

Application Fee: \$240.00

Applicant: Rudy RisingerAddress/City/State/Zip: 1710 Lynnbrook Ct Orient, OH 43146Email Address: risingerrudy@yahoo.comPhone No: _____ Cell Phone No: 614-563-6996 Fax No: _____Property Owner: Dave Wetterstroem

Address/City/State/Zip: _____

Email Address: framemakersofpowell@gmail.com

Phone No: _____ Cell Phone No: _____ Fax No: _____

Architect/Designer for Applicant: Steve GohringAddress/City/State/Zip: 1641 Windsor Ave Columbus, OH 43216Email Address: Sagohring@live.comPhone No: 614-370-2485 Cell Phone No: " Fax No: _____Property Address: 84 W Olentangy St Powell, OH 43065Lot Number/Subdivision: _____ Existing Use: NA Proposed Use: Frame Shop

Proposed type of Environmental Change: _____

Checklist:

- ☐ Attach **5 copies** of plot plan as well as any other drawings or written material that will help the Administration and Commission understand the nature of the proposal.
- ☐ Attach a list of contiguous property owners as well as directly across the street from and within 250 feet of property
- ☐ Attach the required fee - \$240.00

I agree to grant the City Staff, the Commission, Board or Council considering this application access to the property that is the subject of this application for the purposes of reviewing this application and posting public notice for this application.

Signature of Appellant: _____ Date: _____

Office Use
Received

Office Use
AMT <u>\$240.00</u>
TYPE/DATE <u>5/26/17</u>
RECEIPT # <u>7287</u>
PAYOR <u>Rudy & Rudy Construction</u>
Payment

PROPOSAL FOR WOODWORKING SHED
FRAMEMAKERS OF POWELL
84 W. OLENTANGY ST, Powell, Ohio



Photo of Rancher prebuilt structure

I would like to add a woodworking shop to my property at 84 W Olentangy St. This structure will house my saws and equipment to cut and build picture frames that are used in my business.

I am proposing using a pre-built structure from Outdoors Unlimited of Reynoldsburg, Ohio. The structure would be 18' x 32' over the eaves. It would have a 14' x 32' structure with a 4' x 32' porch. It would be located on the North East corner 10' from the property line.

The wood structure would be built on 4" x 4" pressure treated skids that would sit on a shallow foundation as per the Powell building department requirements. Fifty year L-P Smart Siding would be used and would be painted to match the colors of the main building. The structure would have two 24" x 36" windows and a single 9 lite man door on the West side that would match the style of the doors on the main building. It will also have a 6' double door on the north side of the structure.

In an effort to give the structure a more historic feel, we plan on adding vertical battens to the siding and using similar window trim as the main structure. We will also add trim to the vertical posts of a similar fashion to the back porch of the main structure.



Main building to show color scheme



Trim to replace angled 4x4 post supports



Detail of back porch posts

Paint to match main structure

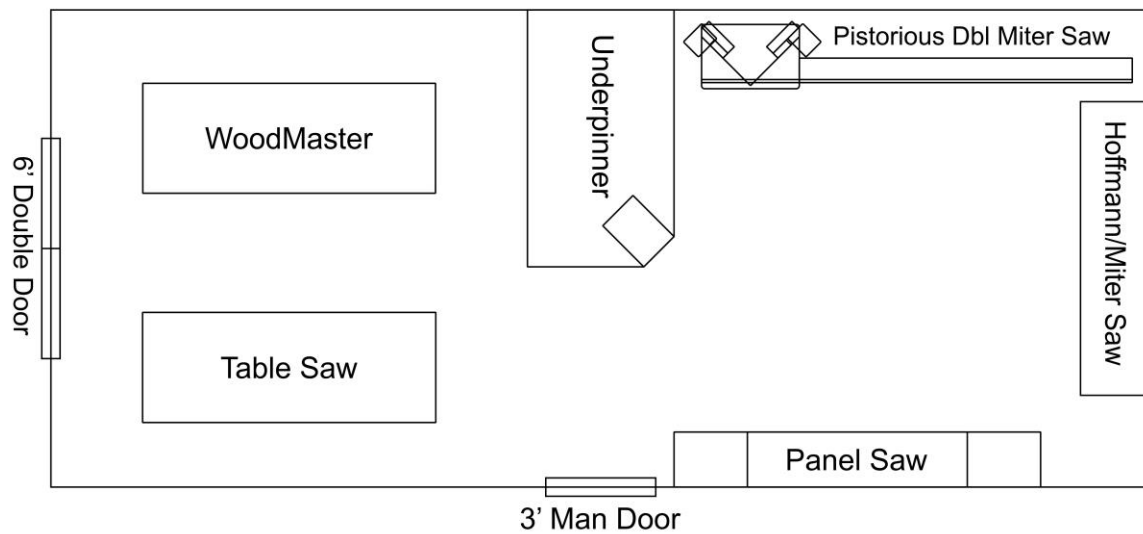
Post trim of similar style to main structure



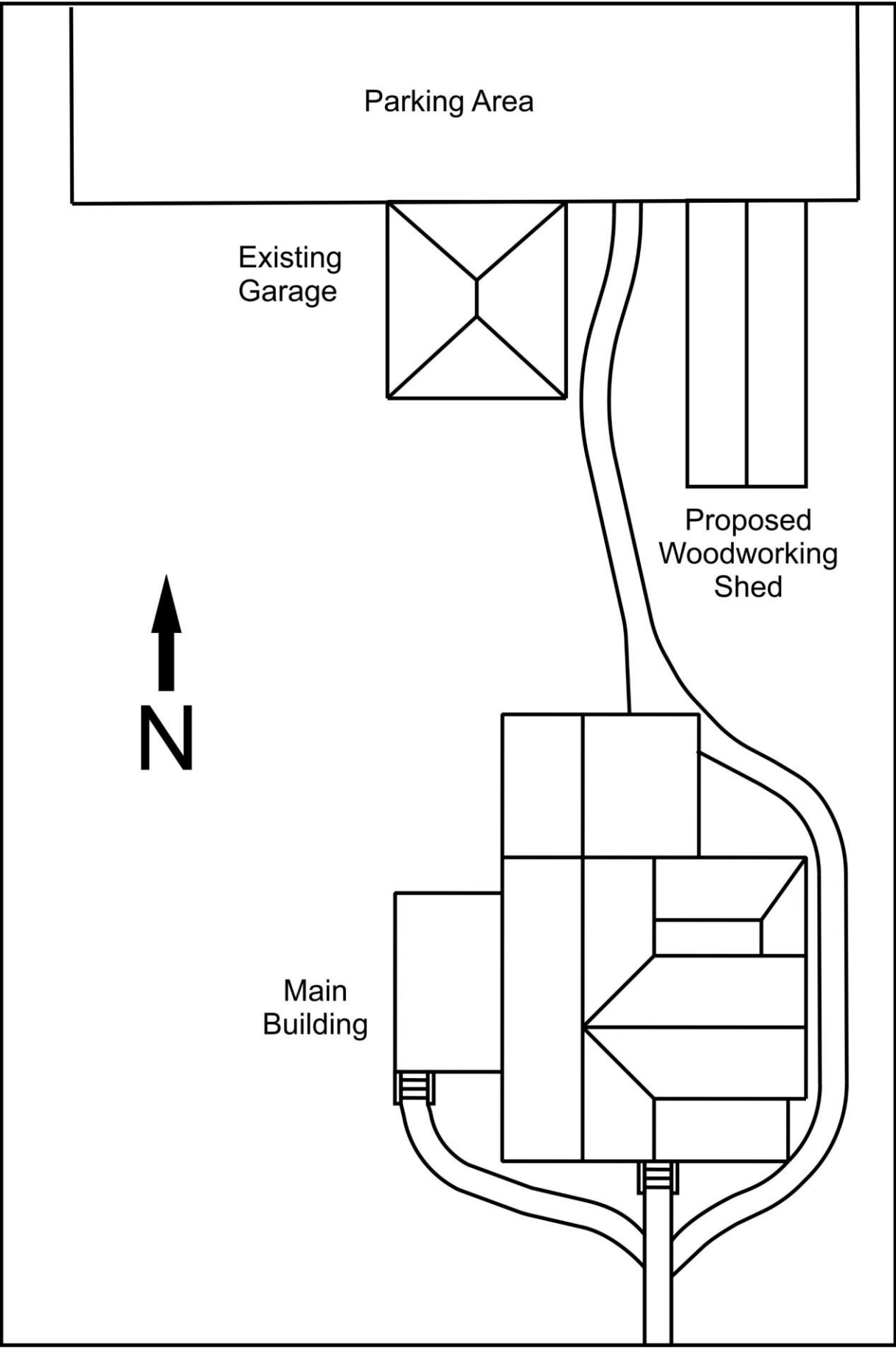
Window trim to match main structure

Change post supports

Addition of vertical battens



Layout of equipment



PROPOSAL FOR WOODWORKING SHED
FRAMEMAKERS OF POWELL
84 W. OLENTANGY ST, Powell, Ohio



Photo of Rancher prebuilt structure

I would like to add a woodworking shop to my property at 84 W Olentangy St. This structure will house my saws and equipment to cut and build picture frames that are used in my business.

I am proposing using a pre-built structure from Outdoors Unlimited of Reynoldsburg, Ohio. The structure would be 18' x 32' over the eaves. It would have a 14' x 32' structure with a 4' x 32' porch. It would be located on the North East corner 10' from the property line.

The wood structure would be built on 4" x 4" pressure treated skids that would sit on a shallow foundation as per the Powell building department requirements. Fifty year L-P Smart Siding would be used and would be painted to match the colors of the main building. The structure would have two 24" x 36" windows and a single 9 lite man door on the West side that would match the style of the doors on the main building. It will also have a 6' double door on the north side of the structure.

In an effort to give the structure a more historic feel, we plan on adding vertical battens to the siding and using similar window trim as the main structure. We will also add trim to the vertical posts of a similar fashion to the back porch of the main structure.



Main building to show color scheme



Trim to replace angled 4x4 post supports



Detail of back porch posts

Paint to match main structure

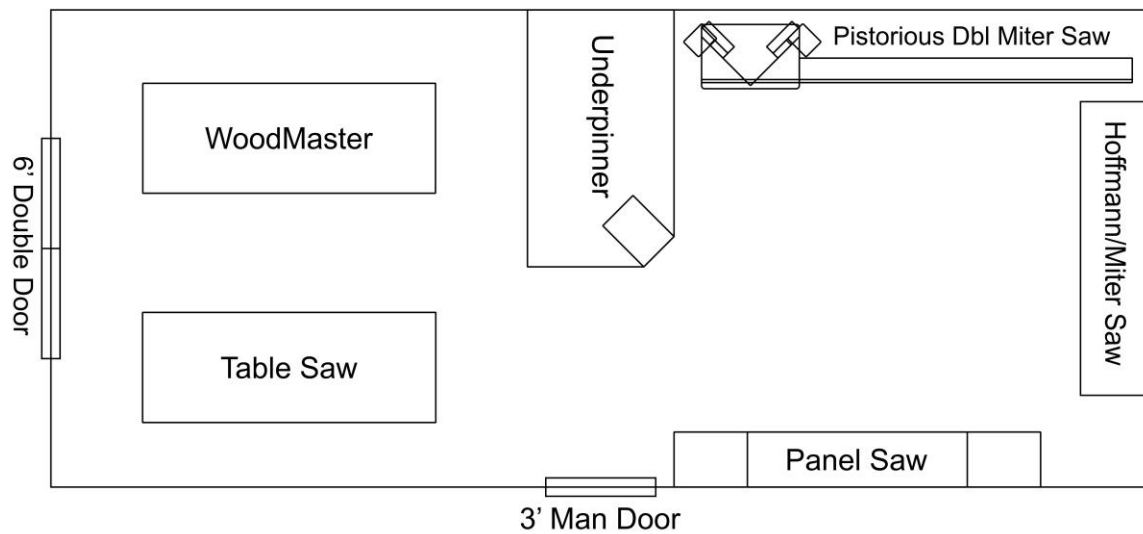
Post trim of similar style to main structure



Window trim to match main structure

Change post supports

Addition of vertical battens



Layout of equipment

