CITY OF POWELL

PLANNING AND ZONING COMMISSION (P&Z)

SKETCH PLAN REVIEW APPLICATION

ALL ITEMS ON THIS APPLICATION MUST BE COMPLETED.

Application Fee: $400.00
Per Fee Ordinance 2017-54

Applicant: Jennifer Carney

Address/City/State/Zip: 5925 Wilcox Place, Suite E / Dublin / OH / 43016

Email Address: jcarney@carneyranker.com / anavarro@carneyranker.com

Phone No: 614-792-1000 Cell Phone No: - Fax No: -

Property Owner: Woodcutter Home LLC & AnnaLee Investment Company LLC

Address/City/State/Zip: 1480 Dublin Road / Columbus / OH / 43215

Email Address: _____

Phone No: _____ Cell Phone No: _____ Fax No: _____

Architect/Designer for Applicant: Jennifer Carney - Carney Ranker Architects

Address/City/State/Zip: 5925 Wilcox Place, Suite E / Dublin / OH / 43016

Email Address: jcarney@carneyranker.com / anavarro@carneyranker.com

Phone No: 614-792-1000 Cell Phone No: - Fax No: -

Property Address: Woodcutter Drive - Parcel ID: 319-240-01-011-007

Lot Number/Subdivision: Lot 2 / Golf Village Existing Use: Commerical - Vacant Land Proposed Use: General Business - Gymnasium

Reason for Administrative Review (attach necessary documents): Lot exists within Planned Commercial District- Golf Village, requiring three step administrative review.

Checklist:

- ▣ Sketch Plan requirements set forth in Section 1109.06
- ▣ Provide any other information that may be useful to the Planning and Zoning Commission or City Staff in the space below or attach additional pages.
- ▣ Attach **5 copies** containing all drawings, text, any other items, and application.
- ▣ **1 digital copy** (CD, USB, Email) of the complete application packet.
- ▣ Attach the required fee - $400.00
- ☐ Post a public notice sign at least (10) days prior to a public hearing or public meeting, pursuant to ordinance 1107.035. Public notice sign details found here.

(See Over)

I agree to grant the City Staff, the Commission, Board or Council considering this application access to the property that is the subject of this application for the purposes of reviewing this application and posting public notice for this application.

Signature of Applicant: Jennifer Carney Triplett Date: 10-30-18

Office Use	Office Use
	Type/Date: 10/31/18
	Base Fee: $400.00
	Prepared by:
	Reviewed by:
Received	PAYOR: Carney Ranker Architects
	RECIEPT # 7858

City of Powell · 47 Hall Street · Powell, Ohio 43065 · (614) 885-5380 · (614) 885-5339 fax · www.cityofpowell.us

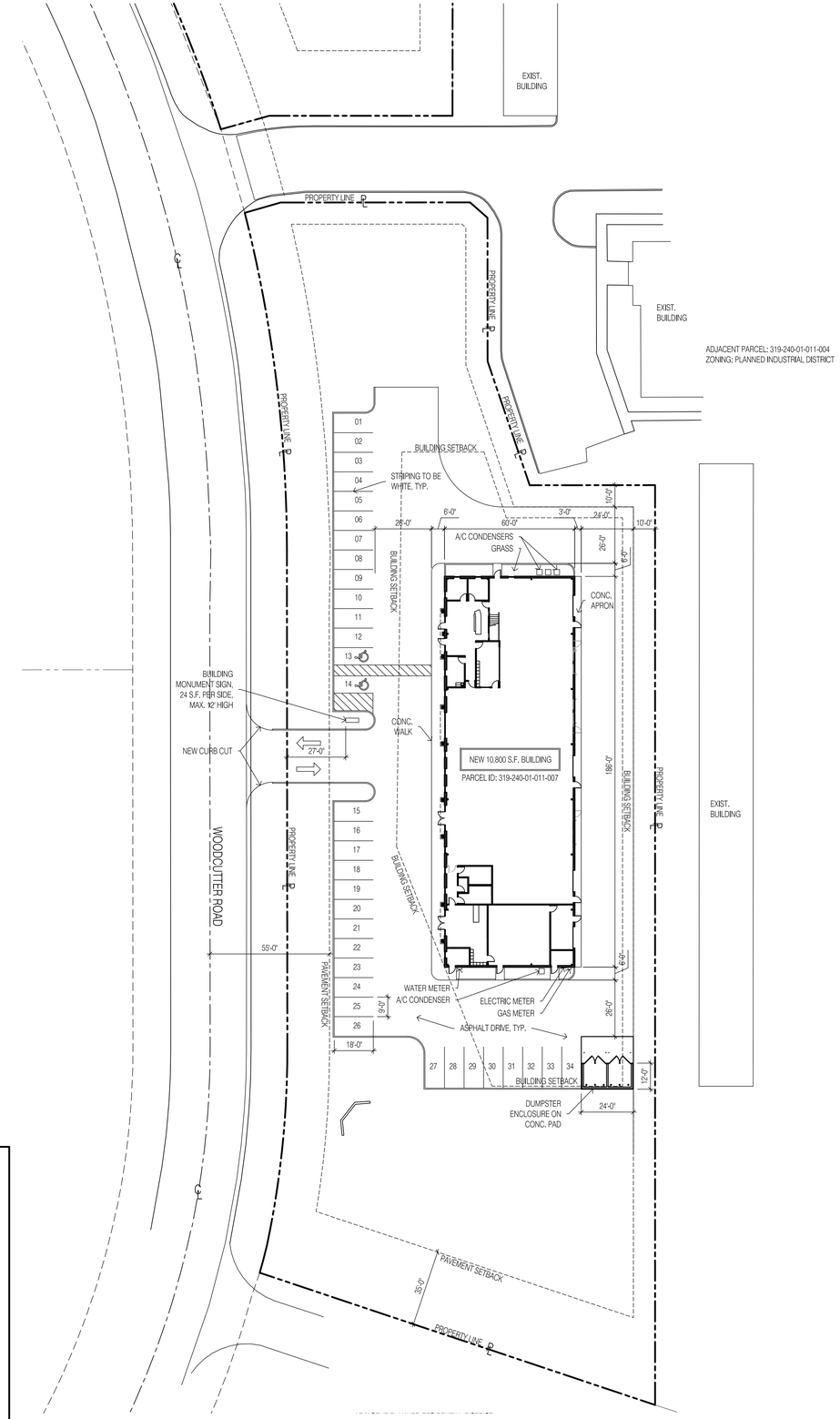

site plan

1"=30'-0"

CITY OF POWELL ZONING

ZONING DISTRICT: PLANNED COMMERCIAL DISTRICT
GOLF VILLAGE SUBDIVISION SUB-AREA F

TOTAL SITE AREA: 81,065 S.F.
1.861 ACRES

REQUIRED BUILDING SETBACKS:
MIN. SIDE YARD = 25'-0"
MIN. FRONT YARD = 60'-0"
MIN. REAR YARD = 30'-0"

REQUIRED PAVEMENT SETBACK: MIN. 10'-0"
REQUIRED GROUND SIGN SETBACK: MIN. 15'-0"
MAX. ALLOWABLE SIGNAGE: 180 S.F. X 3 = 540 S.F.

PARKING CALCULATIONS BY USE PER SECTION 21.02:

CALCULATED AS OFFICES. IF BUILDING WERE TO BE PARTITIONED IN THE FUTURE INTO MULTIPLE TENANTS, IT WOULD BE FOR OFFICE USE.

NUMBER OF EMPLOYEES = 7
10800 S.F. / 400 S.F. = 27
REQUIRED PARKING = 34
PROPOSED PARKING = 34 SPACES

CARNEY • RANKER
ARCHITECTS LTD
5925 Wilcox Place, Suite E Dublin, OH 43016
Ph. 614-792-1000 Fax 614-792-1001
mail@carneyranker.com

A New Building For
Redline Athletics
Powell

CRA Proj. No.: 17-085
Drawn by: AWN
Checked By: JCT
Date: 10/30/18
Revisions

SP.01

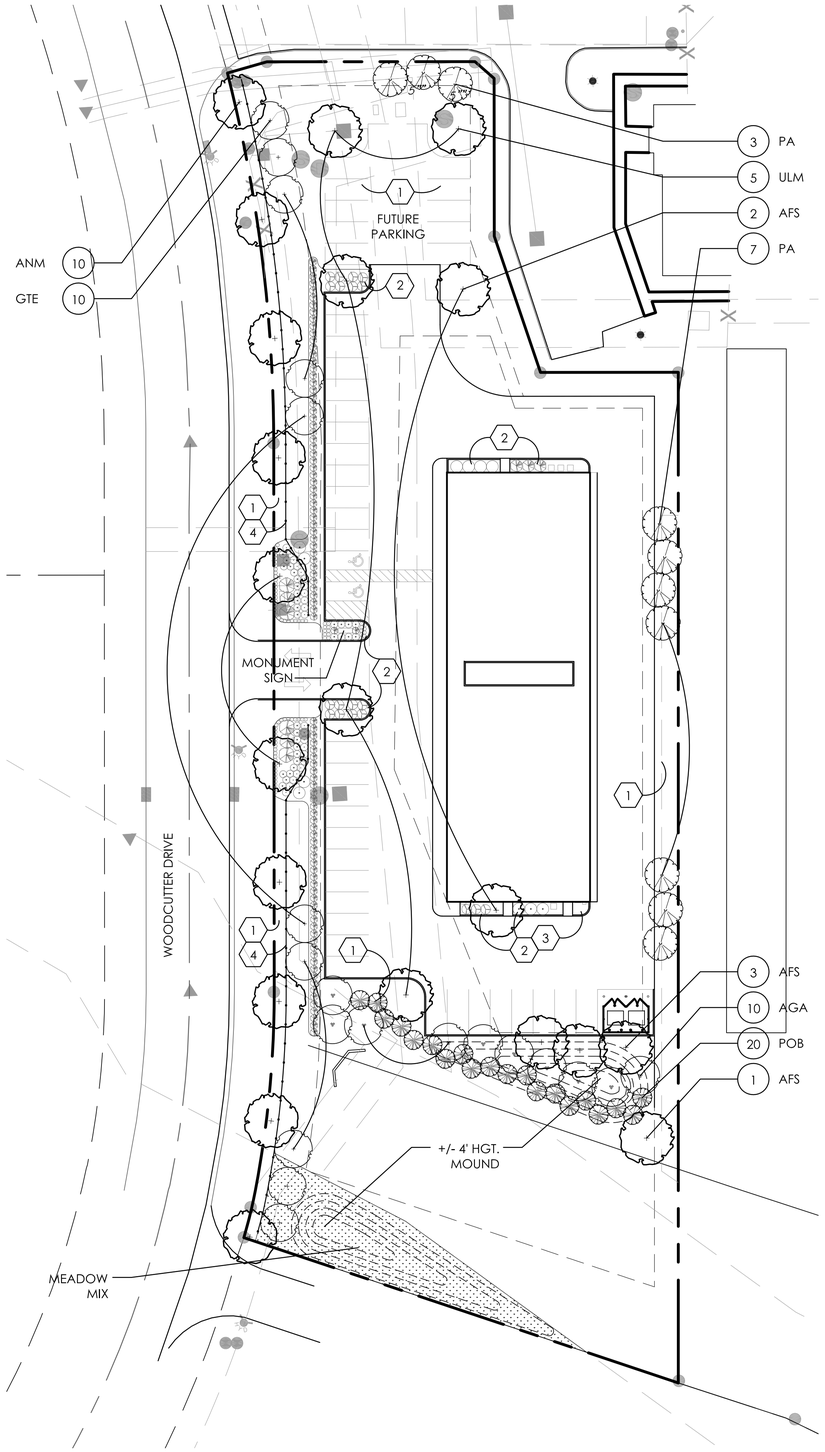

NORTH
1"=30'
0 15 30 60 90

PLANT LIST

(CONTRACTOR RESPONSIBLE FOR ALL PLANTS SHOWN ON PLAN)

QTY	KEY	BOTANICAL NAME	COMMON NAME	SIZE	COND.	REMARKS
TREES						
10	GTE	GLEDITSIA TRIACANTHOS VAR. INERMIS 'ELEGANTISSIMA'	THORNLESS HONEYLOCUST ELEGANTISSIMA	3.5" CAL.	B&B	MATCH FORM
10	ANM	ACER PLATANOIDES	NORWAY MAPLE	3.5" CAL.	B&B	
6	AFS	ACER X FREEMANII 'SIENNA GLEN'	SIENNA GLEN MAPLE	3.5" CAL.	B&B	
5	ULM	ULMUS MORTON 'ACCOLADE'	MORTON ELM	3.5" CAL.	B&B	
10	PA	PICEA ABIES	NORWAY SPRUCE	7' HGT.	B&B	
20	POB	PICEA OMORIKA 'BRUNS'	BRUNS SERBIAN SPRUCE	7' HGT.	B&B	
10	AGA	AMELANCHIER X GRANDIFLORA 'AUTUMN BRILLIANCE'	AUTUMN BRILLIANCE SERVICEBERRY	2.5" CAL.	B&B	MATCH FORM
SHRUBS						
45	JVG	JUNIPERUS VIRGINIANA 'GREY OWL'	GREY OWL JUNIPER	24" HGT.	B&B	
53	TOB	THUJA OCCIDENTALIS 'BOBOZAM'	MR. BOWLING BALL ARBORVITAE	24" HGT.	B&B	
3	TMD	TAXUS X MEDIA 'DENSIFORMIS'	DENSE YEW	24" HGT.	B&B	
4	HYQ	HYDRANGEA QUERCIFOLIA	OAKLEAF HYDRANGEA	24" HGT.	B&B	
6	JST	JUNIPERUS SABINA VAR. TAMARISCIFOLIA	TAMARIX JUNIPER	24" HGT.	B&B	
19	RAG	RHUS AROMATICA 'GRO-LOW'	GRO-LOW FRAGRANT SUMAC	24" HGT.	B&B	
PERENNIALS/ORNAMENTAL GRASSES						
60	HEM	HEMEROCALLIS 'STELLA DE ORO'	STELLA DE ORO DAYLILY	1 GAL.	CONT.	
30	NEP	NEPETA X FAASSENII 'WALKER'S LOW'	WALKER'S LOW CATMINT	1 GAL.	CONT.	
19	SSA	SEDUM SPECTABILE 'AUTUMN JOY'	AUTUMN JOY SEDUM	1 GAL.	CONT.	
22	CAL	CALAMAGROSTIS ACUTIFLORA 'KARL FOERSTER'	FEATHER REED GRASS	1 GAL.	CONT.	
7	MIS	MISCANTHUS SINENSIS 'GRACILLIMUS'	MAIDEN GRASS	2 GAL.	CONT.	

GENERAL PLANTING NOTES:

1. ALL PLANTS SHALL MEET OR EXCEED STANDARDS SET IN THE USA STANDARD FOR NURSERY STOCK.
2. ALL PLANTING OPERATIONS SHALL ADHERE TO THE AMERICAN ASSOCIATION OF NURSERYMEN STANDARDS.
3. PLANT LOCATIONS AND BEDS SHALL BE LOCATED BY CONTRACTOR AND APPROVED BY LANDSCAPE ARCHITECT PRIOR TO INSTALLATION.
4. PLANTING BEDS SHALL HAVE A MINIMUM 3" DEEP SHREDDED HARDWOOD BARK MULCH. MULCH HEDGES IN A CONTINUOUS BED.
5. ALL PLANTING BEDS TO BE TILLED TO A MINIMUM DEPTH OF 12".
6. ALL PLANTING BEDS TO BE FERTILIZED WITH 10-10-10 OR APPROVED EQUAL.
7. SODDING / SEEDING BY LANDSCAPE CONTRACTOR.
8. THE LOCATION OF THE EXISTING UNDERGROUND UTILITIES ARE SHOWN IN AN APPROXIMATE WAY ONLY AND HAVE NOT BEEN INDEPENDENTLY VERIFIED BY THE OWNER OR ITS REPRESENTATIVE. THE CONTRACTOR SHALL DETERMINE THE EXACT LOCATION OF ALL EXISTING UTILITIES PRIOR TO COMMENCING WORK AND AGREES TO BE FULLY RESPONSIBLE FOR ANY AND ALL DAMAGES WHICH MIGHT BE OCCASIONED BY THE CONTRACTOR'S FAILURE TO EXACTLY LOCATE AND PRESERVE ANY AND ALL UNDERGROUND UTILITIES.
9. ALL AREAS DISTURBED BY CONSTRUCTION ARE TO BE RESTORED, FINE GRADED AND SEEDED/ SODDED.
10. ALL EXISTING PLANT MATERIAL SHOWN ON THIS PLAN IS TO BE PRESERVED UNLESS SPECIFICALLY NOTED OTHERWISE.

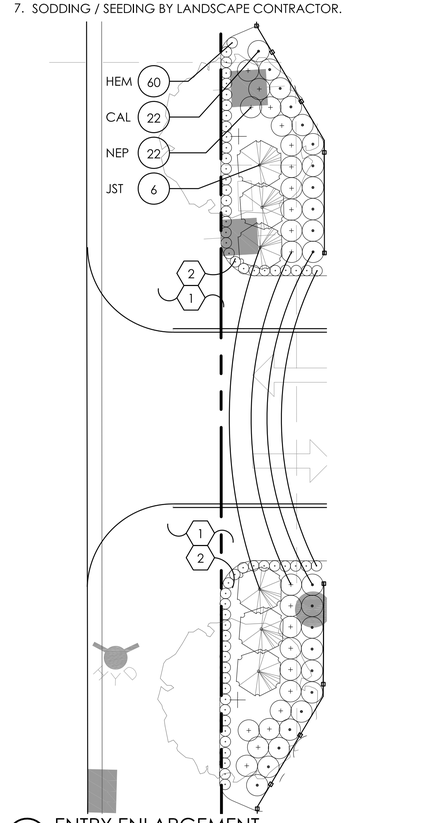

2 ENTRY ENLARGEMENT
SCALE: 1"=10'

PLANT KEY TYPICALS

SEE PLANT LIST FOR SPECIFIC PLANT SPECIES

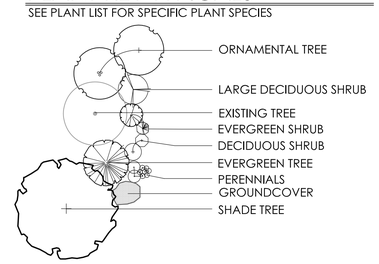

LANDSCAPE REQUIREMENTS(*1)

WOODCUTTER DRIVE FRONTAGE	REQUIRED	PROVIDED
ONE (1) HONEYLOCUST TREE PLANTED FOR EVERY 50 LINEAL FEET OF LOT FRONTAGE	10 TREES	10 TREES
NORWAY MAPLE TREE 50 O.C.	10 TREES	10 TREES
3 RAIL WOODEN FENCE	PROVIDED	
3' HGT. MOUND, EVERGREEN HEDGE, WALL OR COMBINATION (PARKING AREAS)	3' HGT. EVERGREEN HEDGE PROVIDED	

INTERNAL PARKING AREA	REQUIRED	PROVIDED
ONE (1) TREE PLANTED FOR EVERY 10 PARKING SPACES	4 TREES	4 TREES
FIVE (5) SQ. FT. (5%) LANDSCAPE ISLAND SPACE FT. FOR EVERY 100 SQ. FT. OF PAVEMENT AREA	1,255.22 SQ. FT.	1,538.36 SQ. FT.

SOUTH PROPERTY LINE	REQUIRED	PROVIDED
TEN (10) EVERGREEN TREES PLANTED FOR EVERY 100 LINEAL FEET OF PROPERTY LINE	20 TREES	20 TREES
FIVE (5) ORNAMETNAL TREES PLANTED FOR EVERY 100 LINEAL FEET OF PROPERTY LINE	10 TREES	10 TREES
TWO (2) SHADE TREES PLANTED FOR EVERY 100 LINEAL FEET OF PROPERTY LINE	4 TREES	4 TREES
3'-4' HGT. MOUND	PROVIDED	

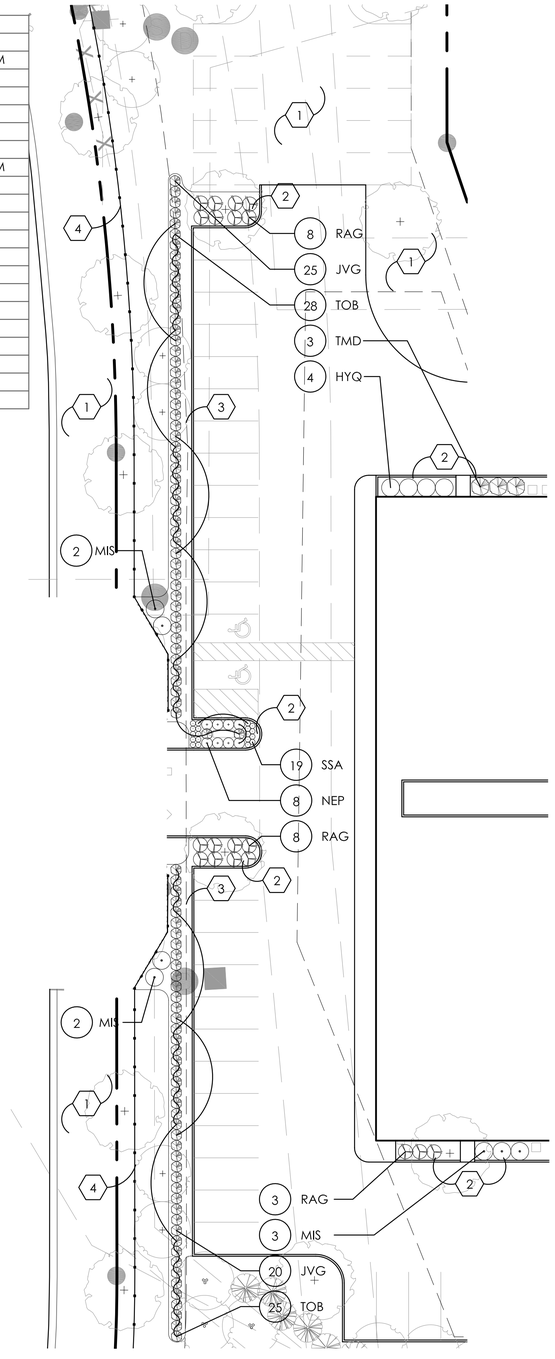

1 FRONTAGE ENLARGEMENT
SCALE: 1"=20'

CONSTRUCTION NOTES:

1. LAWN AREA, PROVIDE POSITIVE DRAINAGE ACROSS ALL SURFACES.
2. LANDSCAPE AREA, PROVIDE POSITIVE DRAINAGE ACROSS ALL SURFACES.
3. MULCH AREA, PROVIDE POSITIVE DRAINAGE ACROSS ALL SURFACES.
4. 3 RAIL FENCE, SEE DETAILS 4 & 5, SHEET SD-1.

REVISIONS

OVERALL LANDSCAPE PLAN

WOODCUTTER DRIVE
PREPARED FOR
KOHR ROYER GRIFFITH
1480 DUBLIN ROAD
COLUMBUS, OH 43215

Faris Planning & Design
LAND PLANNING • LANDSCAPE ARCHITECTURE
243 N. 5th Street Suite 401 Columbus, OH 43215
p (614) 487-1964 www.farisplanninganddesign.com

DATE	10/29/18
PROJECT	
SHEET	

L-1

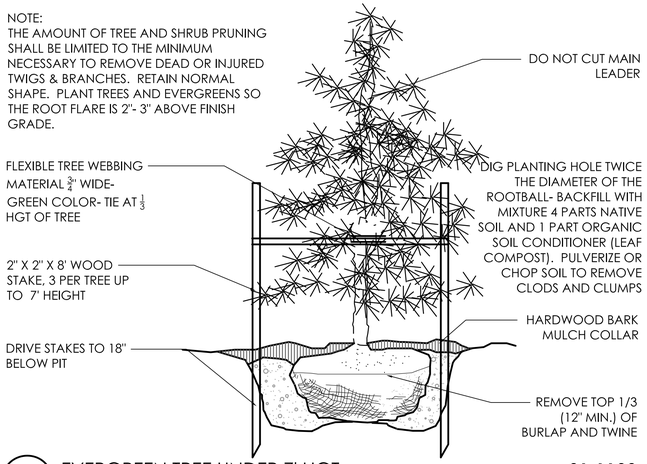

3 EVERGREEN TREE UNDER 7' HGT. 01-1100
N.T.S.

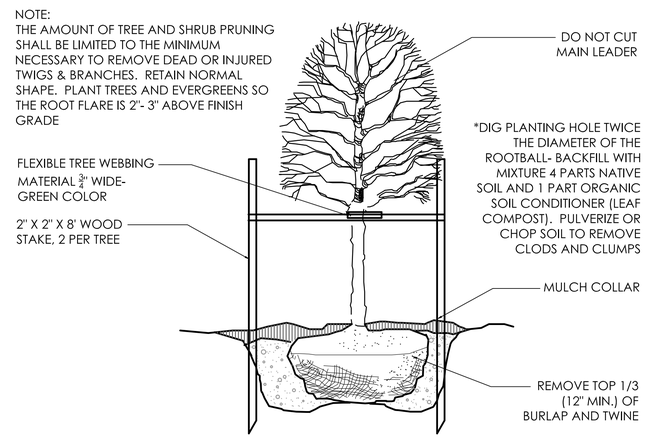

1 DECIDUOUS TREE 01-1001
N.T.S.

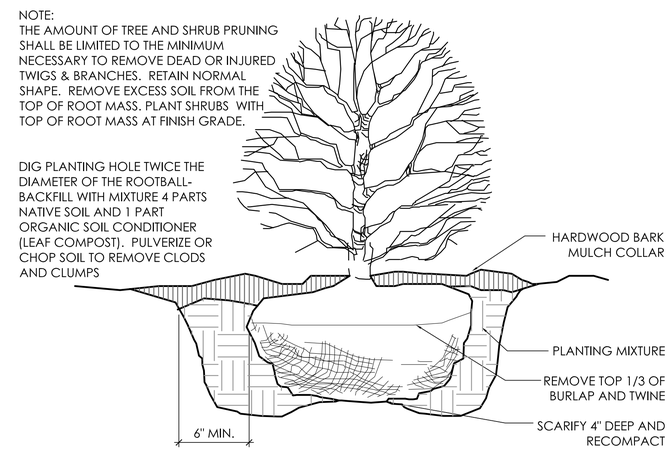

2 SHRUB PLANTING DETAIL 01-1300
N.T.S.

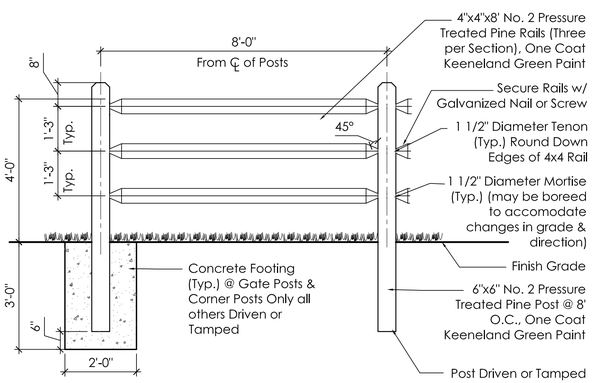

4 THREE RAIL FENCE 05-1400
N.T.S.

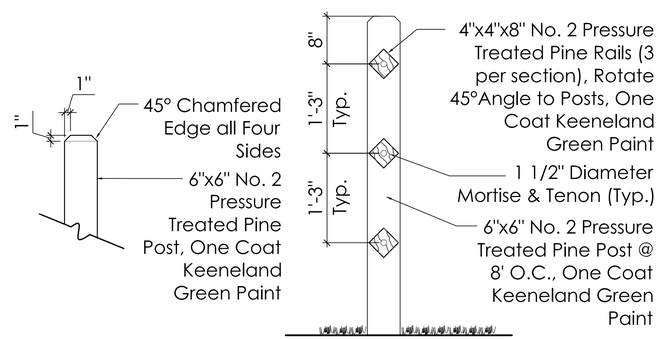

5 FENCE CAP DETAIL & FENCE SECTION 05-1401
N.T.S.

REVISIONS

OVERALL LANDSCAPE PLAN

WOODCUTTER DRIVE
PREPARED FOR
KOHR ROYER GRIFFITH
1480 DUBLIN ROAD
COLUMBUS, OH 43215

Faris Planning & Design
LAND PLANNING ✦ LANDSCAPE ARCHITECTURE
243 N. 5th Street Suite 401 Columbus, OH 43215
p (614) 487-1964 www.farisplanninganddesign.com

DATE	10/29/18
PROJECT	
SHEET	

SD-1

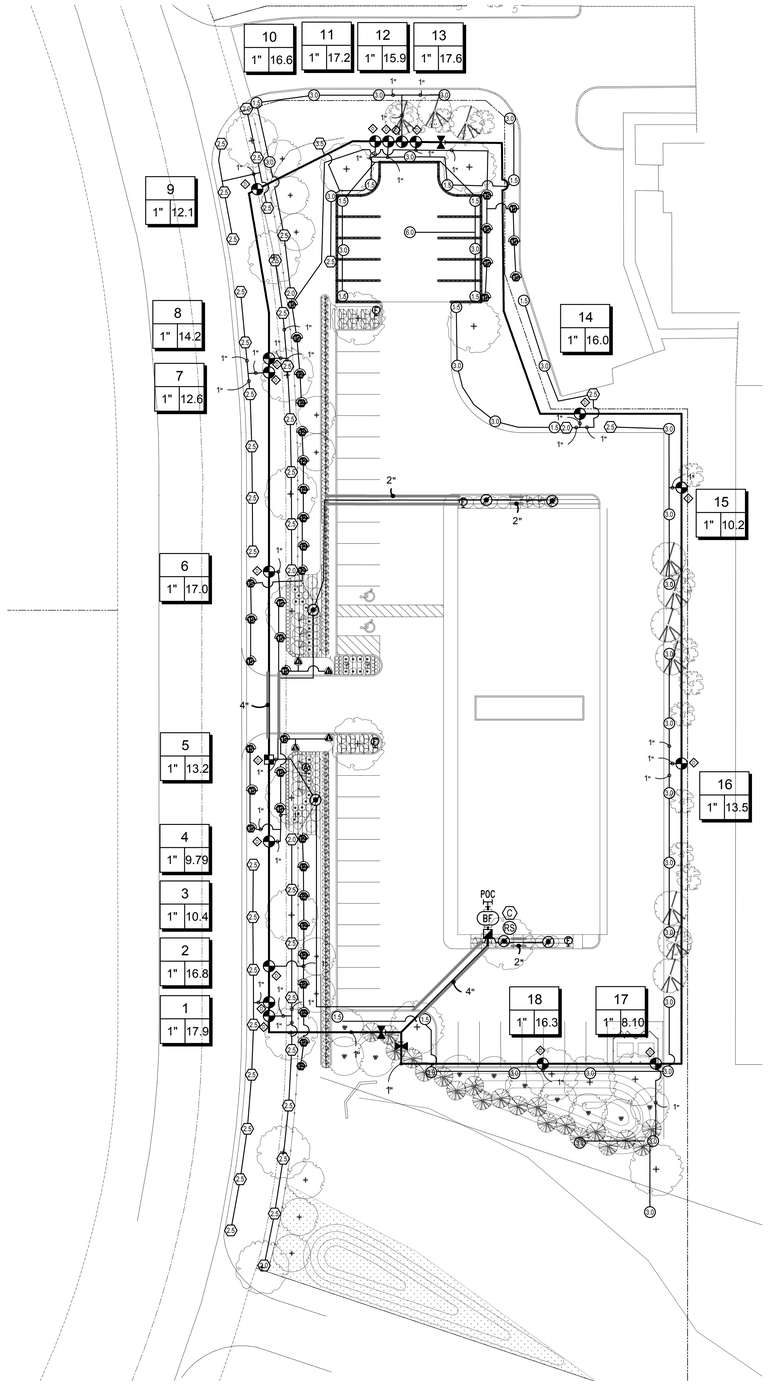

IRRIGATION SCHEDULE

SYMBOL	MANUFACTURER/MODEL	QTY
ES LCS RCS CS SS	Hunter PROS-04 5' strip spray	4
Q T H TT TQ F	Hunter PROS-04 12' radius	17
Q T H TT TQ F	Hunter PROS-04 15' radius	21

SYMBOL	MANUFACTURER/MODEL	QTY
1.5	Hunter PGP-04	13
3.0	Hunter PGP-04	28
6.0	Hunter PGP-04	1
2.0	Hunter PGP-04-LA	6
2.5	Hunter PGP-04-LA	36
3.5	Hunter PGP-04-LA	1

SYMBOL	MANUFACTURER/MODEL	QTY
	Hunter PCZ-101-40 1"	1
	Pipe Transition Point	6
	Flush Valve	4
	Drip Air Relief Valve	1
	Area to Receive Dripline Hunter HDL-06-18-CV	1,984 l.f.

SYMBOL	MANUFACTURER/MODEL	QTY
	Hunter PGV-101G 1"	17
	Hunter HQ-5RC 1"	1
	Isolation Valve Line Size	3
BF	Febco 825Y 1"	1
D	Hunter DUAL-1	18
C	Hunter DUAL48M	1
RS	Hunter WR-CLIK	1
POC	POC 1"	1
	Irrigation Lateral Line: PVC Class 200 SDR 21 1"	3,161 l.f.
	Irrigation Mainline: PVC Class 200 SDR 21 1"	1,176 l.f.
	Pipe Sleeve: PVC Schedule 40 2"	67.0 l.f.
	Pipe Sleeve: PVC Schedule 40 4"	68.5 l.f.

Valve Callout

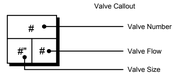

SiteOne™
Project Services

1-800-347-4272
http://www.projectservices.siteone.com

650 Stephenson Highway
Troy, Michigan 48083
Phone 248.588.2100
Fax 248.588.3528
www.Siteone.com
800.347.4272
Project Services Number: 167089

WOODCUTTER DRIVE

COLUMBUS, OH, 43215

Design Date:	10/26/18
Revision Date:	10/29/18
Drawn By:	CH
Checked By:	C. GRAHAM

IRRIGATION SPECIFICATIONS

1. IRRIGATION SYSTEM DESIGN BASED ON 18 GPM AT 64 PSI.
2. IRRIGATION DESIGN IS FROM THE POINT OF CONNECTION(POC)ONLY. THE DESIGN IS BASED ON GALLONS PER MINUTE(GPM)AND POUNDS PER SQUARE INCH(PSI)FURNISHED BY OTHERS.
3. IRRIGATION CONTRACTOR IS TO VERIFY POINT OF CONNECTION IN THE FIELD. INSTALLER IS TO CONFIRM THE MINIMUM DISCHARGE REQUIREMENTS OF THE POINT OF CONNECTION AS INDICATED ON THE LEGEND PRIOR TO INSTALLATION.
4. THE PRESSURE REQUIREMENT AT THE POINT OF CONNECTION IS BASED ON NO MORE THAN 5 FEET OF ELEVATION CHANGE IN THE AREAS OF IRRIGATION.
5. ALL PRODUCTS SHALL BE INSTALLED IN ACCORDANCE WITH THE MANUFACTURER'S RECOMMENDATIONS AND ACCORDING TO LOCAL BUILDING, ELECTRICAL, AND PLUMBING CODES.
6. IRRIGATION CONTRACTOR WILL ARRANGE INSPECTIONS REQUIRED BY LOCAL AGENCIES AND ORDINANCES DURING THE COURSE OF CONSTRUCTION AS REQUIRED. ALL WIRING TO BE PER LOCAL CODE. BACKFLOW PREVENTION TO BE PER LOCAL CODE.
7. LOCATION OF IRRIGATION COMPONENTS SHOWN ON DRAWING IS APPROXIMATE. ACTUAL PLACEMENT MAY VARY SLIGHTLY AS REQUIRED TO ACHIEVE FULL, EVEN COVERAGE.
8. ALL SPRINKLER HEADS SHALL BE INSTALLED PERPENDICULAR TO FINISH GRADES. EXCEPT AS OTHERWISE INDICATED.
9. INSTALL IRRIGATION MAINS WITH A MINIMUM 18" OF COVER BASED ON FINISH GRADES. INSTALL IRRIGATION LATERALS WITH MINIMUM 12" OF COVER BASED ON FINISH GRADES.
10. PIPE LOCATIONS ARE DIAGRAMMATIC. VALVES AND MAINLINE SHOWN IN PAVED AREAS ARE FOR GRAPHIC CLARITY ONLY.
11. THE IRRIGATION CONTRACTOR SHALL COMPLY WITH PIPE SIZES AS INDICATED.
12. ALL WIRE SPLICES OR CONNECTIONS SHALL BE MADE WITH APPROVED WATERPROOF WIRE CONNECTIONS AND BE IN A VALVE OR SPLICE BOX.
13. ALL CONTROL WIRING DOWNSTREAM OF THE CONTROLLER IS TO BE 2-WIRE, UL APPROVED DIRECT BURY.
14. THE DESIGN IS BASED ON THE SITE INFORMATION AND/OR DRAWING SUPPLIED WITH THE DESIGN CRITERIA BEING SET(AREA TO BE IRRIGATED, EQUIPMENT MANUFACTURER AND MODEL TO BE USED, WATER SOURCE INFORMATION, ELECTRICAL POWER AVAILABILITY, ETC...). SITEONE LANDSCAPE SUPPLY BEARS NO RESPONSIBILITY OR LIABILITY FOR ANY ERRORS IN DESIGN OR INSTALLATION THAT ARISE DUE TO INACCURACIES IN THE ABOVE REFERENCED INFORMATION SUPPLIED TO SITEONE LANDSCAPE SUPPLY LANDSCAPES IN RELATION TO THIS PROJECT, UNLESS OTHERWISE NOTED.

SCALE: 1" = 30' - 0"
0' 15' 30' 60'

REVISIONS

OVERALL IRRIGATION PLAN

WOODCUTTER DRIVE

PREPARED FOR
KOHR ROYER GRIFFITH
1480 DUBLIN ROAD
COLUMBUS, OH 43215

Faris Planning & Design
LAND PLANNING g LANDSCAPE ARCHITECTURE
243 N. 5th Street Suite 401 Columbus, OH 43215
p. (614) 487-1964 www.farisplanningandesign.com

DATE	8/25/18
PROJECT	
SHEET	

L-1

Schedule

Symbol	Label	Quantity	Manufacturer	Catalog Number	Description	Lamp	Number Lamps	Filename	Lumens Per Lamp	Light Loss Factor	Wattage
	P1	4	Leotek Electronics USA LLC., 1955 Lundy Ave., San Jose, CA 95131	AR13-20M2-MV-NW-4-XX-530 S	Leotek Electronics - Pole arm mount roadway luminaire. This IES file was scaled from AR13-6M2-MV-CW-4-XX-700.		1	AR13-20M2-MV--NW-4-XX-530 S.ies	14948.72	0.93	132
	P2	3	Leotek Electronics USA LLC., 1955 Lundy Ave., San Jose, CA 95131	AR13-15M2-MV-NW-2-XX-530 S	Leotek Electronics - Pole arm mount roadway luminaire. This IES file was scaled from AR13-6M2-MV-NW-2-XX-700.		1	AR13-15M2-MV--NW-2-XX-530 S.ies	11441.52	0.93	90
	W1	2	LEOTEK ELECTRONICS USA LLC	ES1-24H-MV-NW-W-XX-350	LED WALLS SCONCE 12"L X 16.75"W X 5.5"H		1	IES ES1-24H-MV-NW-W-XX-350 082115.ies	3297.59	0.93	28.71
	R1	12	Lithonia Lighting	LDN6 40/20 LO6AR LSS	6IN LDN, 4000K, 2000LM, 80CRI, CLEAR, SEMI-SPECULAR REFLECTOR	LED	1	LDN6_40_20_L O6AR_LSS.ies	1970	0.93	22.61

Statistics

Description	Symbol	Avg	Max	Min	Max/Min	Avg/Min
DRIVE LANE		2.1 fc	3.0 fc	1.0 fc	3.0:1	2.1:1
OVERALL		0.9 fc	35.0 fc	0.0 fc	N/A	N/A
PARKING		2.0 fc	4.0 fc	0.6 fc	6.7:1	3.3:1

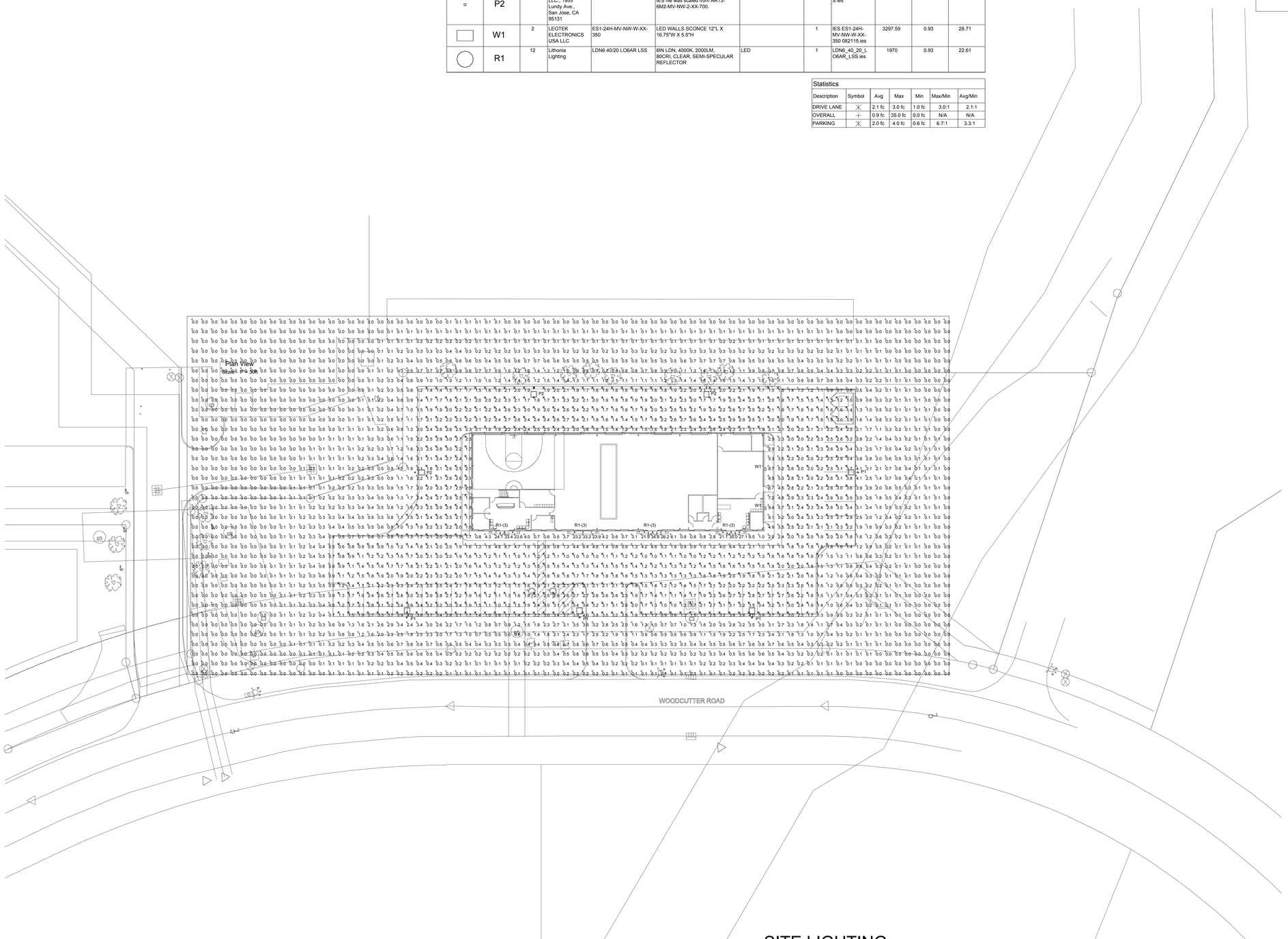

SITE LIGHTING
SCALE: 1"=30'-0"

GENERAL NOTES

1. ALL POLE LIGHTS INCLUDE 25' SQUARE, STEEL POLE, BLACK IN COLOR, ON 30" POLE BASE. OVERALL POLE HEIGHT IS 27.5'.
2. WALL LIGHTS MOUNTED AT 10' AFG.
3. ALL POLE LIGHTS TO INCLUDE HOUSE SIDE SHIELD TO CUT OF LIGHT AT 1/2 MOUNTING HEIGHT BEHIND LUMINAIRE (13.75').

STATE OF OHIO
GREGORY S. OWENS
E-63408
REGISTERED PROFESSIONAL ENGINEER
10/30/18

CARNEY • RANKER
ARCHITECTS LTD
5925 Wilcox Place, Suite E Dublin, OH 43016
Ph. 614-792-1000 Fax 614-792-1001
mail@carneyranker.com

A New Building For
Redline Athletics

Powell, Ohio

CRA Proj. No.: 17-085
Drawn by: PEA
Checked By: PEA
Date: 10/30/2018
Revisions

PRATER
Engineering Associates, Inc.
6130 Wilcox Road
Dublin, Ohio 43016
(614) 766 4896
FAX: (614) 766 2354

DESIGNED BY	DRAWN BY	CHECKED BY	JOB NUM.
G. OWENS	GSO	DLP	

E1

LEOTEK LITE-ON GROUP

Project
Type P1 & P2
Catalog No.

ARIETA™13 Architectural LED Area Luminaire
AR13 M2 Series Specification Data Sheet

Luminaire Data

Weight 15.4 lbs [7 kg]
EPA 0.47 ft^2

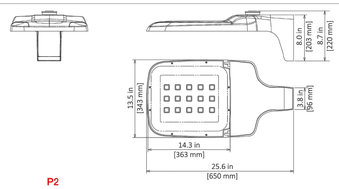

Ordering Information

Sample Catalog No. AR13 6M2 MV NW 5 BK 700 MSL3

P2

Product	LED Code	Voltage	Nominal Color Temperature	Distribution	Finish[1]	Drive Current Code [2]	Options
AR13	4M2	MV 120-277V	WW 3000K	2 Type 2	BK Black	350	HSS[3] House Side Shield
	6M2	HV 347-480V	NW 4000K	3 Type 3	DB Dark Bronze	530	(factory installed)
	10M2		CW 5000K	4 Type 4	WH White	700	FDC[4] Fixed Drive Current
	15M2			5 Type 5	GY Gray		FFA[5] Full Field Adjustability
	18M2				NA Natural Aluminum		PCR[6] NEMA Photocontrol Receptacle
	20M2						PCR7[6] ANSI 7-wire Photocontrol Receptacle
							PCR7-CR[7] Control Ready 7-wire Photocontrol Receptacle
							MSL7[8] Motion Sensor with L7 Lens
							MSL3[8] Motion Sensor with L3 Lens
							PND1[9] Part-Night Dimming
							PND2[9] Part-Night Dimming
							PND3[9] Part-Night Dimming
							ORR Optics Rotated Right
							ORL Optics Rotated Left
							WL Utility Wattage Label

P2
P1
P1

Notes:
1 Black, Dark Bronze, White, Gray, or Natural Aluminum standard. Consult factory for other finishes.
2 Specified drive current code is the factory set maximum drive current. Field adjustable current selector enables standard dimming to lower wattage drive currents only. Consult factory if wattage limits require a special drive current.
3 Flush mounted shield factory installed, also available for field installation. House Side Shield cuts light off at 1/2 mounting height behind luminaire.
4 Non-field adjustable drive current. Specify 350mA, 530mA or 700mA setting.
5 The FFA option enables full field adjustability from the specified drive current code to all drive currents available. This option is not DLC qualified.
6 Field adjustable current selector included to enable standard dimming to lower wattage drive currents only. Field changeable connectors included to enable connection to PCR7 (wireless node dimming is disabled by default).
7 Control-ready wired at factory for wireless node dimming. Supplied at maximum drive current. If lower drive current is required, consult factory.
8 Motion Sensor available with MV. See L7 or L3 Lens coverage details on page 5. Consult factory for MS specified with ANSI 7-wire Photocontrol Receptacle. PCR option is required for On/Off control using light detection.
9 For PND profile options see page 6. Only available with MV (120-277V).
10 Specify Color (GY, DB, BK, WH, NA)
11 Specify MV (120-277V) or HV (347V or 480V)

Accessories[*]	
HSSAR13[3,10]	House Side Shield
RPA[11]	Round Pole Adapter
PTF1[10]	Square Pole Top Fitter Single
PTF2[10]	Square Pole Top Fitter Twin at 180°
PTF4[10]	Square Pole Top Fitter Quad
WM[10]	Wall Mount
BSK	Bird Deterrent Spider Kit
LLPC[11]	Long-Life Twist Lock Photocontrol
SC	Twist Lock Shorting Cap
FSIR100	Motion Sensor Configuration Tool

*Accessories are ordered separately and not to be included in the catalog number

© 2018 Leotek Electronics USA LLC.
AR13_M2 Series_Spec Sheet_031918. Specifications subject to change without notice.

LITHONIA LIGHTING

Catalog Number	
Notes	
Type	R1

LDN6

6" OPEN and WALLWASH LED
Non-IC
New Construction Downlight

FEATURES & SPECIFICATIONS

INTENDED USE — Typical applications include corridors, lobbies, conference rooms and private offices.
CONSTRUCTION — Galvanized steel mounting/plaster frame; galvanized steel junction box with bottom-hinged access covers and spring latches. Reflectors are retained by torsion springs.
Vertically adjustable mounting brackets with commercial bar hangers provide 3-3/4" total adjustment.
Two combination 1/2"-3/4" and four 1/2" knockouts for straight-through conduit runs. Capacity: 8 (4 in, 4 out). No. 12 AWG conductors, rated for 90°C.
Accommodates 12"-24" joist spacing.
Passive cooling thermal management for 25°C standard; high ambient (40°C) option available. Light engine and drivers are accessible from above or below ceiling.
Max ceiling thickness 1-1/2".
OPTICS — LEDs are binned to a 3-step SDCM; 80 CRI minimum.
LED light source concealed with diffusing optical lens.
General illumination lighting with 1.0 S/MH and 55° cutoff to source and source image.
Self-flanged anodized reflectors in specular, semi-specular, or matte diffuse finishes. Also available in white and black painted reflectors.
ELECTRICAL — Multi-volt (120-277V, 50/60Hz) 0-10V dimming drivers mounted to junction box, 10% or 1% minimum dimming level available.
0-10V dimming fixture requires two (2) additional low-voltage wires to be pulled.
70% lumen maintenance at 50,000 hours.
LISTINGS — Certified to US and Canadian safety standards. Damp location standard (wet location, covered ceiling optional). ENERGY STAR® certified product.
WARRANTY — 5-year limited warranty. Complete warranty terms located at:
www.acuitybrands.com/CustomerResources/Terms_and_conditions.aspx
Note: Actual performance may differ as a result of end-user environment and application.
All values are design or typical values, measured under laboratory conditions at 25 °C.
Specifications subject to change without notice.

A+ Capable options indicated by this color background.

ORDERING INFORMATION Lead times will vary depending on options selected. Consult with your sales representative. **Example:** LDN6 35/15 L06AR LS5 MVOLT EZ10

LDN6 Series	Color temperature	Lumens[1]		Aperture/Trim Color		Finish	Voltage
LDN6 6" round	27/ 2700K	05 500 lumens	25 2500 lumens	L06 Downlight	AR Clear	LS5 Semi-specular	MVOLT Multi-volt
	30/ 3000K	10 1000 lumens	30 3000 lumens	LW6 Wallwash	WR[2] White	LD Matte diffuse	120 120V
	35/ 3500K	15 1500 lumens	40 4000 lumens		BR[2] Black	L5 Specular	277 277V
	40/ 4000K	20 2000 lumens	50 5000 lumens				347[3] 347V
	50/ 5000K						

Driver	Options		
GZ10 0-10V driver dims to 10%	SF[4] Single fuse	NBD[5] nLight™ Lumen Compensation	
GZ1 0-10V driver dims to 1%	TRW[2] White painted flange	NPS80EZ[2] nLight® dimming pack controls 0-10V eldoLED drivers (EZ10, EZ1).	
EZ10 0-10V eldoLED driver with smooth and flicker-free deep dimming performance down to 10%	TRBL[2] Black painted flange	NPS80EZER[2] nLight® dimming pack controls 0-10V eldoLED drivers (EZ10, EZ1). ER controls fixtures on emergency circuit.	
EZ1 0-10V eldoLED driver with smooth and flicker-free deep dimming performance down to 1%	EL[4] Emergency battery pack with integral test switch	HAO[6] High ambient option	
	ELR Emergency battery pack with remote test switch	CP[12] Chicago Plenum	
	EL5D Emergency battery pack with self-diagnostics, integral test switch	WL Wet Location, specify for exterior use applications	
	ELR5D Emergency battery pack with self-diagnostics, remote test switch	RKL_____ RELOC™-ready luminaire connectors enable a simple and consistent factory installed option across all ARL luminaire brands. Refer to RRL for complete nomenclature. Available only in RRLA, RRLB, RRLAE, and RRLCY25.	
	E10WCP Emergency battery pack, 10W Constant Power, CA Title 20 compliant with integral test switch	NLTAIR2[7,10] nLight® Air enabled	
	E10WCPR Emergency battery pack, 10W Constant Power, CA Title 20 compliant with remote test switch	NLTAIRER2[7,10] nLight® AIR Dimming Pack Wireless Controls. Controls fixtures on emergency circuit	
	NPP16D[7] nLight® network power/relay pack with 0-10V dimming for non-eldoLED drivers (GZ10, GZ1).	USPOM US point of manufacture	
	NPP16DER[7] nLight® network power/relay pack with 0-10V dimming for non-eldoLED drivers (GZ10, GZ1). ER controls fixtures on emergency circuit.		

Accessories: *Order as separate catalog number.*	
EAC ISSM 375	Compact interruptible emergency AC power system
EAC ISSM 125	Compact interruptible emergency AC power system
GRA6A-IZ	Oversized trim ring with 8" outside diameter[1]
SCA6	Sloped ceiling adapter. Refer to TECH-SCA for more options.

Notes
1 Overall height varies based on lumen package; refer to dimensional chart on page 3.
2 Not available with finishes.
3 Not available with emergency options.
4 Must specify voltage 120V or 277V.
5 Available with clear (AR) reflector only.
6 Add "SD" for self-diagnostic option (i.e. EL5D)
7 Specify voltage. ER for use with generator supply EM power. Will require an emergency hot feed and normal hot feed.
8 Fixture begins at 80% light level. Must be specified with NPS80EZ or NPS80EZ ER. Only available with EZ10 and EZ1 drivers.
9 Not available with CP, NPS80EZ, NPS80EZER, NPP16D, NPP16DER or NBD options.
10 NLTAIR2 and NLTAIRER2 not recommended for metal ceiling installations.
11 Fixture height is 6.5" for all lumen packages with HAO.
12 Must specify voltage for 3000lm. 5000lm with marked spacing 24'c x 24 W x 14 L

DOWNLIGHTING LDN6

LEOTEK LITE-ON GROUP

Project W1
Type
Catalog No.

Eseta™ LED Wall Sconce
ES

Luminaire Data

Weight 9.9 lbs [4.5 kg]
14.6 lbs [6.5kg] with EM, MS options

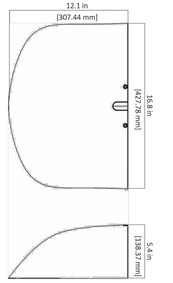

Ordering Information

Sample Catalog No. ES1 24H MV NW W BK 700 EM

Product	No. & Type of LEDs	Voltage	Color Temperature[1]	Distribution	Finish[2]	Drive Current[3]	Options
ES1	24H	MV 120-277V	WW 3000K	W Wide	BK Black	350 350mA	PC Photo Control
	48H	HV 347-480V	NW 4000K	FT Forward Throw	DB Dark Bronze	530 530mA	MSL2[4] Motion Sensor, L2 Lens
			CW 5000K		GY Gray	700 700mA	MSL3[4] Motion Sensor, L3 Lens
					WH White		EM[5] Emergency Battery System
							FSIR100 Motion Sensor Configuration Tool

Notes:
1 Consult factory for other color temperatures.
2 Consult factory for non-standard finish options.
3 Factory set drive current, non-field adjustable. 700mA is not available for 48H version. Refer to performance data on page 2. Consult factory for other drive current options.
4 Motion Sensor available with MV only. Motion Sensor default setting dims luminaire to 50% when no motion is detected for 5 minutes. Field adjustable settings available using FSIR100 option.
5 Emergency Battery System available with MV only. 3-year limited warranty on Emergency Battery System.

© 2017 Leotek Electronics USA
ES Spec Sheet_052417. Specifications subject to change without notice.

STATE OF OHIO
GREGORY S. OWENS
E-63408
REGISTERED PROFESSIONAL ENGINEER
10/30/18

CARNEY • RANKER
ARCHITECTS LTD
5925 Wilcox Place, Suite E Dublin, OH 43016
Ph. 614-792-1000 Fax 614-792-1001
mail@carneyranker.com

Powell, Ohio

A New Building For
Redline Athletics

CRA Proj. No.: 17-085
Drawn by: PEA
Checked By: PEA
Date: 10/30/2018
Revisions

PRATER
Engineering Associates, Inc.
6130 Wilcox Road (614) 766 4896
Dublin, Ohio 43016 FAX: (614) 766 2354

DESIGNED BY	DRAWN BY	CHECKED BY	JOB NUM.
G. OWENS	GSO	DLP	

E2

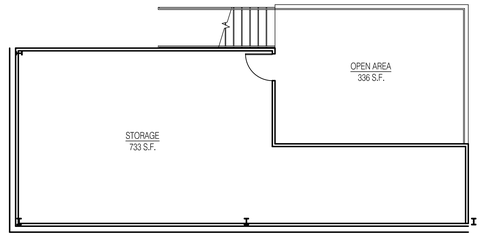

N mezzanine plan

1/8" = 1'-0"

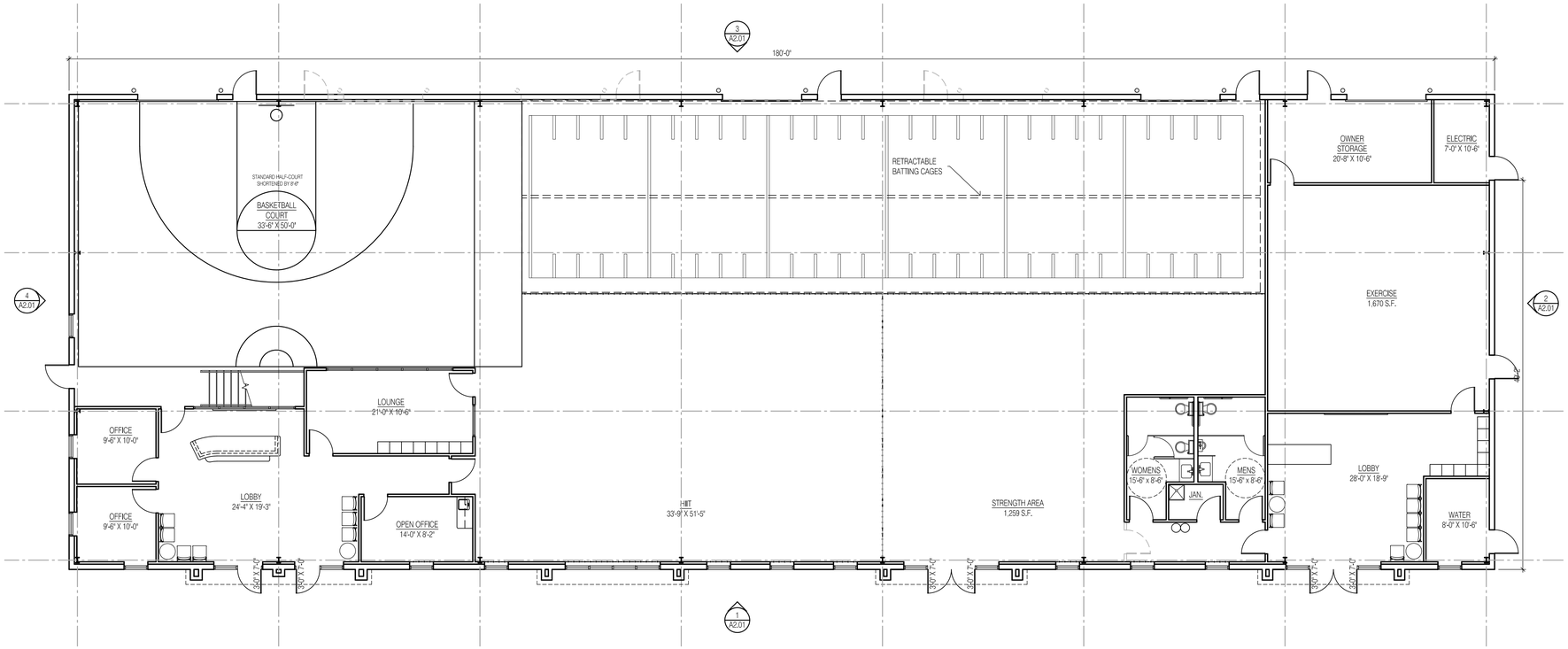

N new work plan

1/8" = 1'-0"

CARNEY • RANKER
ARCHITECTS LTD
5925 Wilcox Place, Suite E Dublin, OH 43016
Ph. 614-792-1000 Fax 614-792-1001
mail@carneyranker.com

A New Building For
Redline Athletics

Powell

CRA Proj. No.: 17-085
Drawn by: AWN
Checked By: JCT
Date: 10/30/18
Revisions

A1.01

1 exterior elevation
west 1/8" = 1'-0"

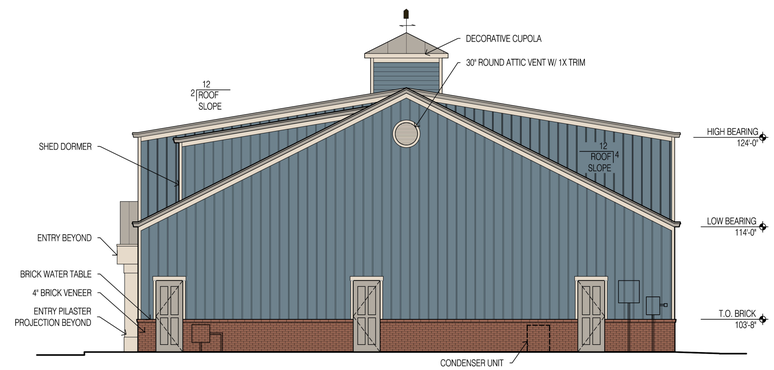

2 exterior elevation
south 1/8" = 1'-0"

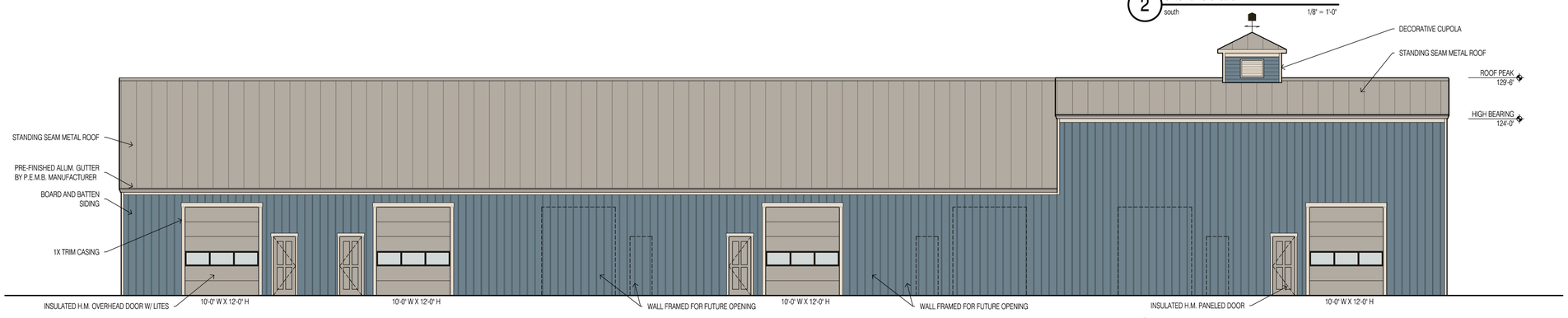

3 exterior elevation
east 1/8" = 1'-0"

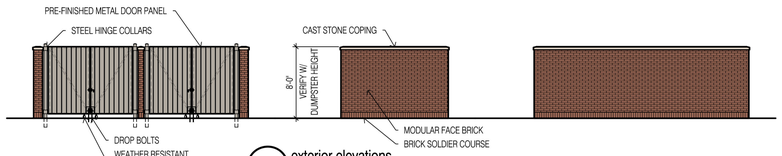

exterior elevations
dumpster enclosure 1/4" = 1'-0"

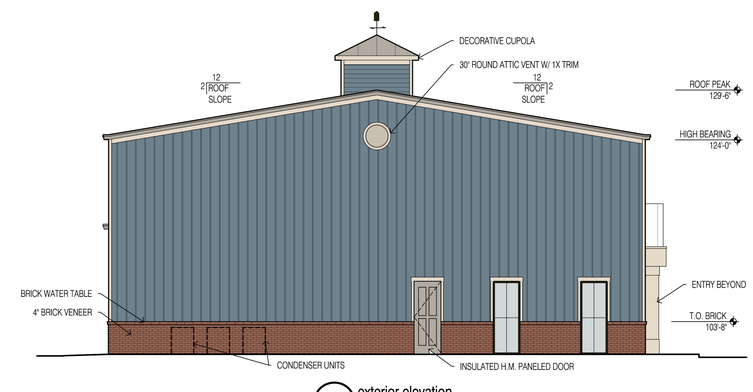

4 exterior elevation
north 1/8" = 1'-0"

CARNEY • RANKER
ARCHITECTS LTD
5925 Wilcox Place, Suite E Dublin, OH 43016
Ph. 614-792-1000 Fax 614-792-1001
mail@carneyranker.com

A New Building For
Redline Athletics

Powell

CRA Proj. No.: 17-085
Drawn by: AWN
Checked By: JCT
Date: 10/30/18
Revisions

A2.01