

TAX AUTHORITY DASHBOARD

DWFR TAD

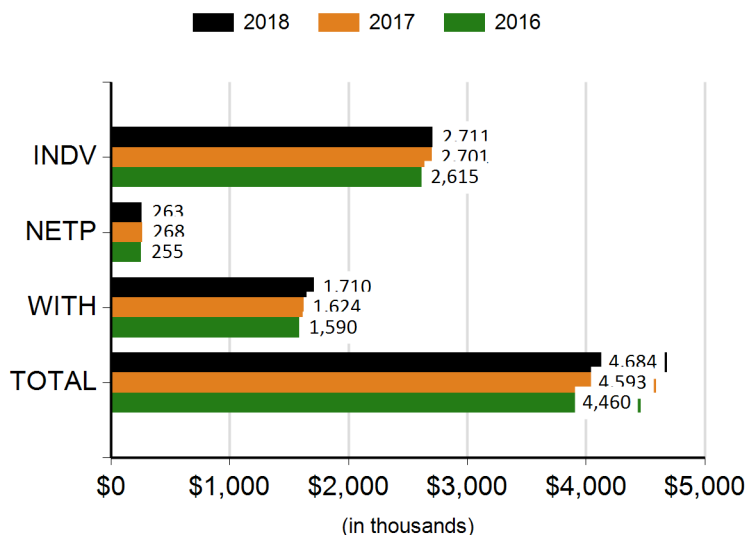
THIS REPORT MAY CONTAIN CONFIDENTIAL INFORMATION

POWELL (NORTHWEST)

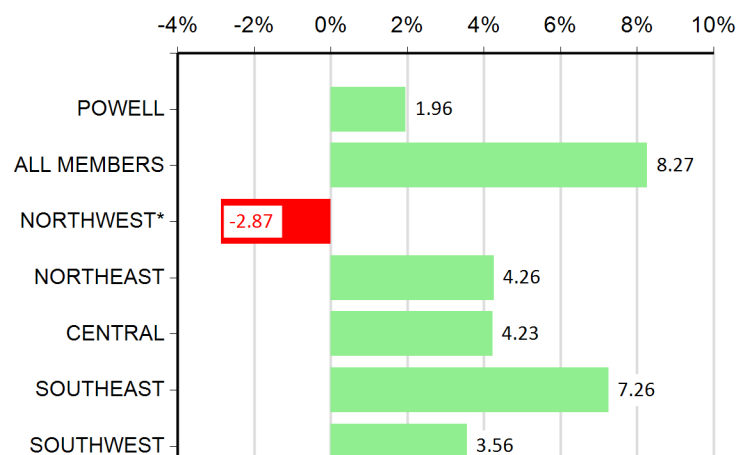


*REPORTED ON A CASH BASIS

YEARLY GROSS DOLLAR DISTRIBUTION COMPARISON BY ACCOUNT TYPE – THROUGH AUGUST

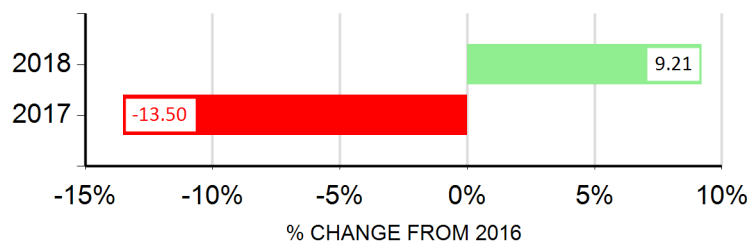


YEARLY GROSS DISTRIBUTION VARIANCE PERCENTAGE FROM 2017 - THROUGH AUGUST



| TOP 10 WITHHOLDING DOLLARS | YTD 2018 | YTD 2017 | DIFFERENCE |
|--------------------------------|-------------------|-------------------|------------------|
| OLENTANGY LOCAL SCHOOLS | 60,319.83 | 62,152.72 | -1,832.89 |
| HONDA R&D AMERICAS, INC. | 42,317.22 | 34,230.38 | 8,086.84 |
| THE OHIO STATE UNIVERSITY | 31,797.41 | 28,471.73 | 3,325.68 |
| STATE OF OHIO | 29,584.01 | 31,174.49 | -1,590.48 |
| HEALTHEDGE SOFTWARE INC | 25,652.08 | 30,895.30 | -5,243.22 |
| WENDYS INTERNATIONAL LLC | 24,084.98 | 22,174.84 | 1,910.14 |
| S&P GLOBAL INC | 23,919.54 | 1,159.46 | 22,760.08 |
| INTERNATIONAL BUSINESS MACHINE | 22,507.53 | 11,591.96 | 10,915.57 |
| CITY OF POWELL | 21,874.32 | 22,113.05 | -238.73 |
| CROSS COUNTRY INNS INC | 21,674.49 | 19,774.77 | 1,899.72 |
| TOTAL | 303,731.41 | 263,738.70 | 39,992.71 |

MONTHLY GROSS DISTRIBUTION PERCENTAGE CHANGE COMPARISON TO AUGUST 2016

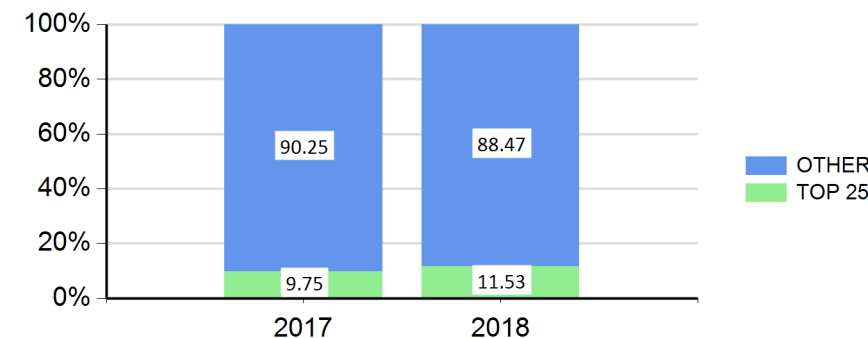


3 DAYS UNTIL NEXT DISTRIBUTION
\$495,786.32 TO BE DISTRIBUTED (FINAL)

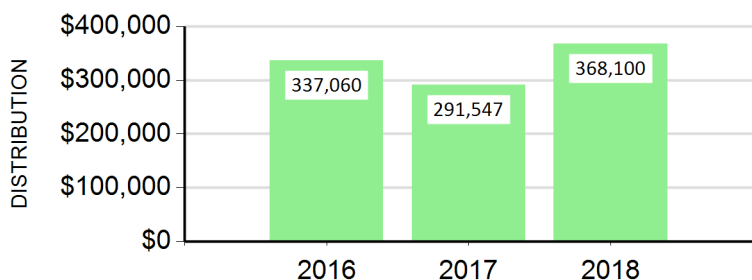
2018 PERIOD 9 NET DISTRIBUTION AS OF 09/27/2018

| 2018 PERIOD 9 | TOTAL | ADVANCE | RECONCILIATION |
|----------------------|-------------------|-------------------|------------------|
| GROSS DISTRIBUTION | 511,647.39 | 511,647.39 | 0.00 |
| RETAINER | 15,861.07 | 15,861.07 | 0.00 |
| ADJUSTMENT | 0.00 | 0.00 | 0.00 |
| NET | 495,786.32 | 495,786.32 | 0.00 |
| NET 2017 PD 9 | 581,913.19 | 506,799.22 | 75,113.97 |

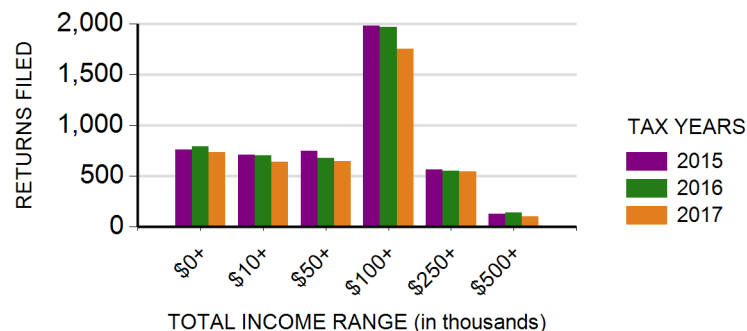
TOP 25 DOLLAR DISTRIBUTORS PERCENTAGE OF OVERALL YTD COLLECTIONS



MONTHLY GROSS DOLLAR DISTRIBUTION COMPARISON AUGUST



INDIVIDUAL RETURNS FILED BY INCOME RANGE



| TOP 5 YTD DOLLAR DISTRIBUTION CHANGES +/- | ACCOUNT TYPE | AMOUNT |
|---|--------------|------------|
| XXXXXXXXXX | INDIVIDUAL | -38,582.86 |
| XXXXXXXXXX | INDIVIDUAL | -33,833.44 |
| XXXXXXXXXX | INDIVIDUAL | -19,846.89 |
| XXXXXXXXXX | INDIVIDUAL | -16,610.27 |
| VERIZON COMMUNICATIONS INC & A | NET PROFIT | -16,600.00 |
| S&P GLOBAL INC | WITHHOLDER | 22,760.08 |
| VILLAGE COMMUNITIES LLC | NET PROFIT | 15,000.00 |
| XXXXXXXXXX | INDIVIDUAL | 14,103.24 |
| XXXXXXXXXX | INDIVIDUAL | 13,529.76 |
| THE CENTER AT POWELL CROSSING | NET PROFIT | 12,835.50 |