


# THE CITY OF POWELL POLICE DEPARTMENT

HONESTY – INTEGRITY – DEPENDABILITY

*Gary L. Vest, Chief of Police*



**APRIL 2017  
ACTIVITY REPORT**

## STATISTICS

	Current Month	Last Month	Last Year
Calls for Service	1,756	1,846	1,586
Dispatched Calls	499	513	435
Police Reports	112	116	100
Adult Arrests	11	14	5
Juvenile Arrests	4	2	1
Traffic Stops	161	101	85
Traffic Citations	22	16	29
Traffic Crashes	10	15	13
False Alarms	37	37	34
House Watches	40	109	58
Preventative Patrols	125	78	102
Stacked Calls	25	26	10

**Traffic Citations** now include citations written for traffic crashes.  
**Traffic Crashes** now include both public and private property crashes.

## TRAINING

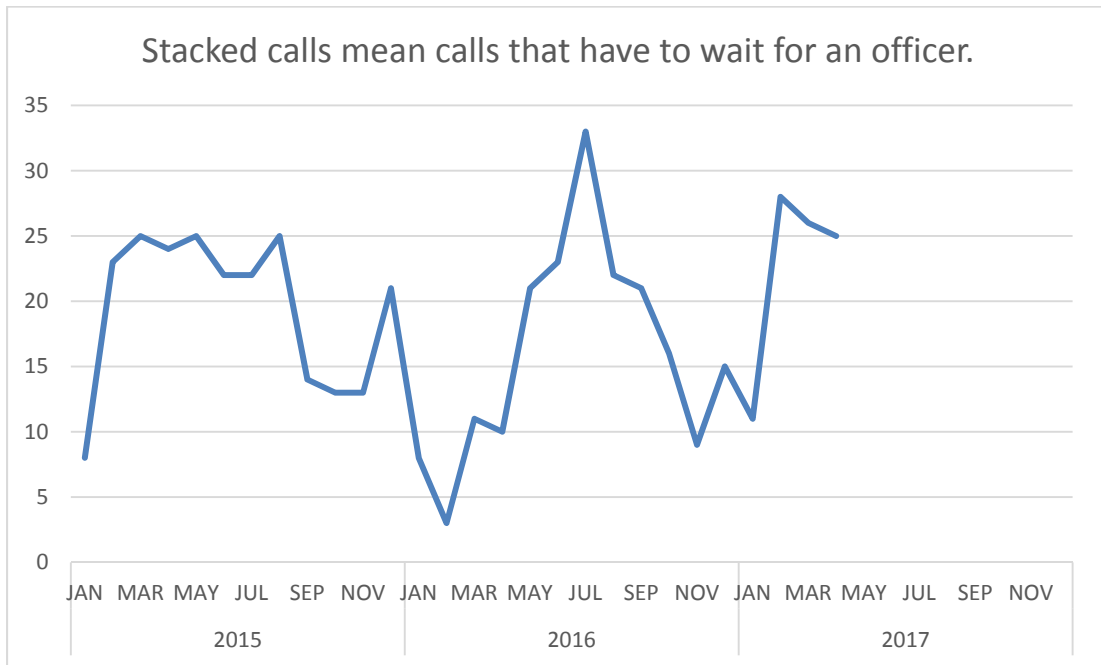
In April the department completed 227 hours of training to include **Simunitions, Subject Control, Advanced Emergency Vehicle Operations, Simulator training, Child Abduction Response Team Table Top, Dynamic Vehicle Operations,** and the **National Citizen Police Academy Conference.**

## NATURE OF CALLS FOR SERVICE

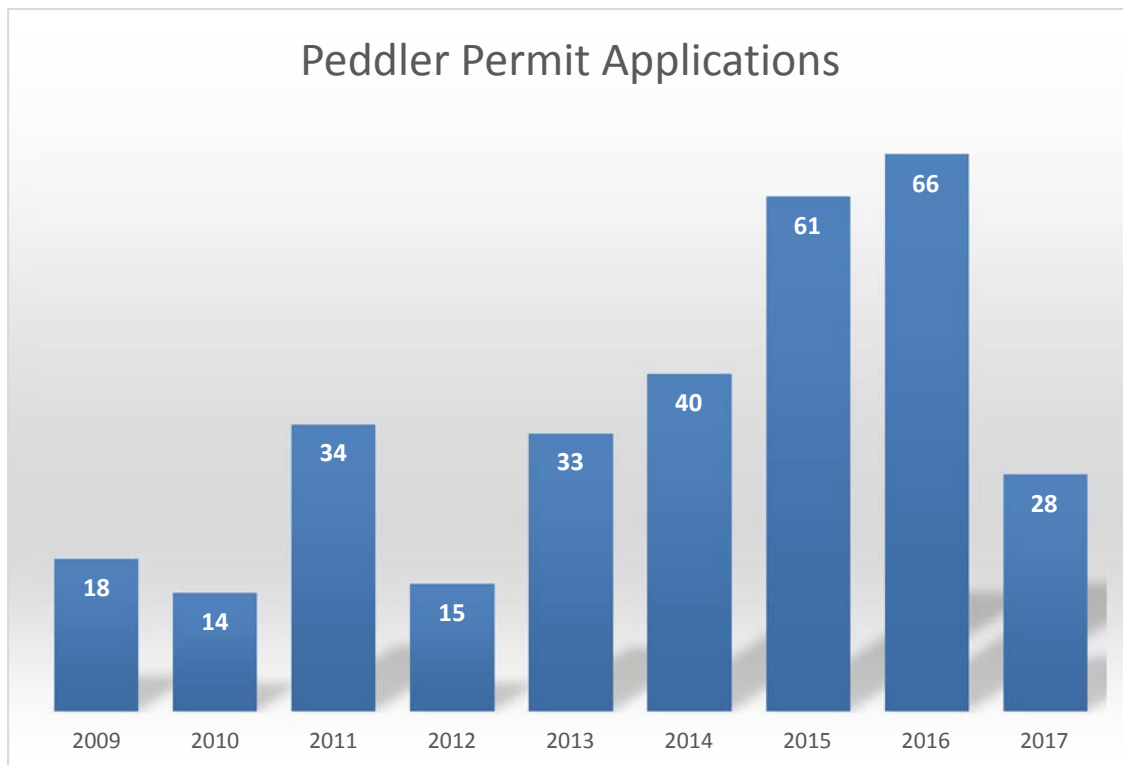
NATURE	MINUTES ON CALLS	PERCENT OF TIME	CALLS	PERCENT OF CALLS
Special Detail	5,380.1	23.1%	101	6.0%
Business/House Check	4,333.7	18.6%	827	49.1%
Follow-Up/Investigation	2,511.7	10.8%	109	6.5%
Traffic Control	1,852.6	8.0%	97	5.8%
Suspicious Activity	1,501.2	6.4%	78	4.6%
Assist other Agency	1,464.0	6.3%	82	4.9%
Traffic Stop	1,233.2	5.3%	161	9.6%
Domestic	890.6	3.8%	3	0.2%
Traffic Crash	765.6	3.3%	17	1.0%
Alarm/911 Hang-Up	712.0	3.1%	69	4.1%
Investigate Complaint	606.6	2.6%	36	2.1%
Theft	422.3	1.8%	20	1.2%
Juvenile	373.0	1.6%	14	0.8%
Drunk/Drugs	251.2	1.1%	2	0.1%
Warrant	210.7	0.9%	1	0.1%
Lockout	149.9	0.6%	26	1.5%
Parking Complaint	105.8	0.5%	17	1.0%
Missing Person	98.9	0.4%	1	0.1%
Lost and Found	76.6	0.3%	6	0.4%
Animal Call	74.3	0.3%	9	0.5%
Harassment/Threats	70.5	0.3%	3	0.2%
Vandalism	67.5	0.3%	1	0.1%
Well Being Check	50.6	0.2%	2	0.1%
Sex Offense	41.6	0.2%	1	0.1%
Assault/Fight	33.8	0.1%	2	0.1%
Stolen Vehicle	27.2	0.1%	1	0.1%

*This is the nature of the call as originally reported by the dispatcher.*

## STACKED CALLS



## PEDDLER PERMITS



## TRAFFIC SURVEY REPORT (STEALTH STAT)

### Murphy's Parkway at Presidential Parkway

April 4-11, 2017

Posted Speed Limit – 25 m.p.h.

Direction	Average Vehicles per Hour	Average Speed	85 <sup>th</sup> Percentile	Maximum Speed
Northbound	54.5	30.70	36	64
Southbound	51.5	29.79	35	55

The 85<sup>th</sup> Percentile means that 85% of all vehicles were traveling at this speed or slower.

### TRAFFIC CRASHES – PUBLIC & PRIVATE PROPERTY

- 4/3/17 **Backing** | Both Unit 1 and Unit 2 were backing out of their respective parking spots at Giant Eagle and struck each other while attempting back out.
- 4/3/17 **Failure to Control** | Unit 1 was northbound on Liberty St. at 284 S. Liberty. Unit 1 then struck a mailbox at 284 S. Liberty St.
- 4/3/17 **Hit-Skip** | Unit 2 was parked on the street facing southbound at 231 Woodedge Cir W. Unit 1, an unknown vehicle, struck Unit 2 and fled the scene.
- 4/5/17 **Hit-Skip** | Unit 2 was struck at an unknown time and place by another unknown vehicle.
- 4/5/17 **Red Light** | Unit 1 was traveling southbound on Sawmill Pkwy when the traffic light for southbound traffic turned red. Unit 2 was traveling eastbound on Rutherford Rd and proceeded through the intersection on a green light. Unit 1 ran the red light,

swerved to avoid Unit 2, but both units collided. Unit 1 was cited.

4/9/17 **ACDA** | Unit 1 and Unit 2 were traveling west on Olentangy St. approaching the intersection of Liberty St. when Unit 1 rear ended Unit 2. Unit 1 was cited.

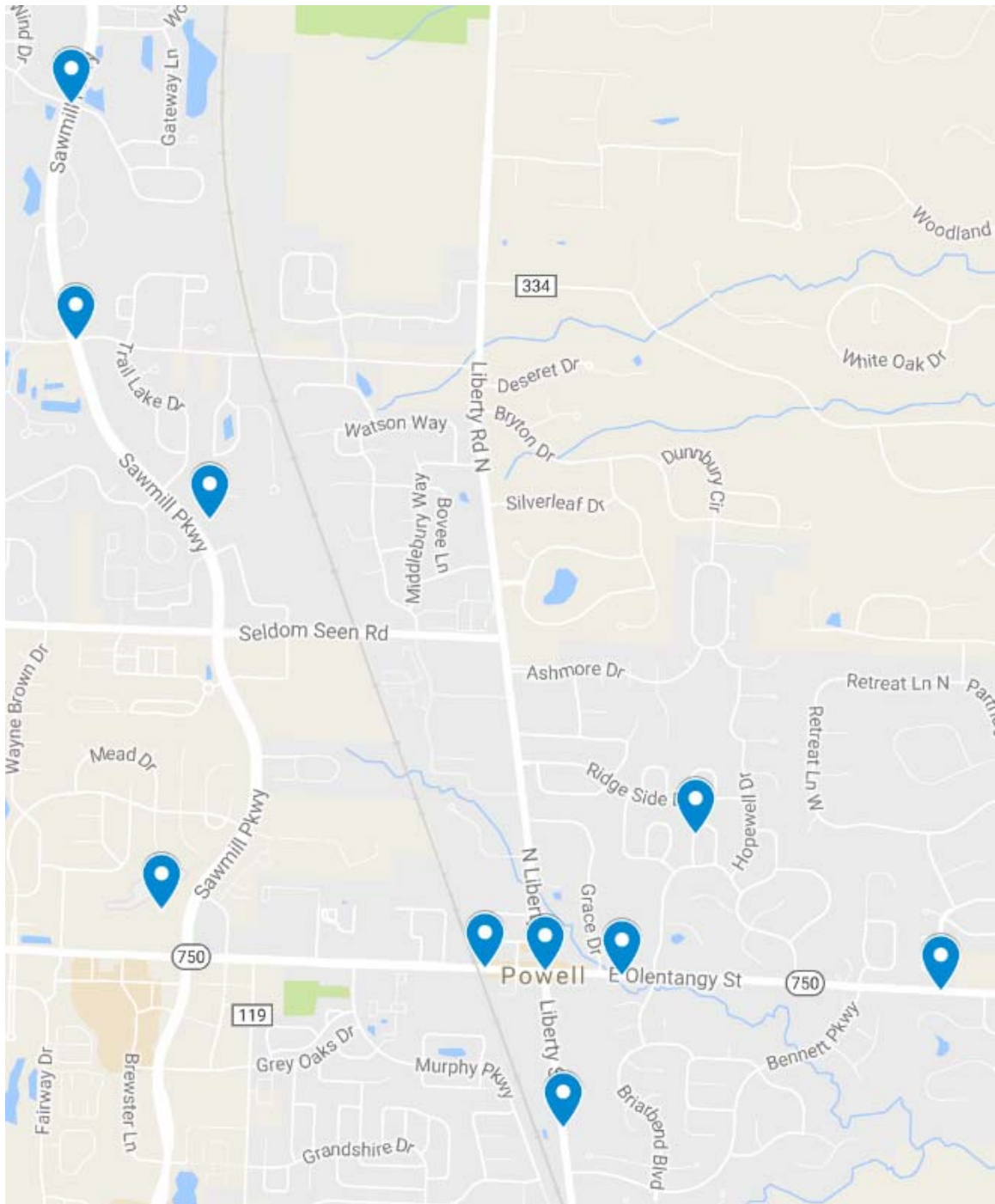
4/11/17 **Hit-Skip** | Unit 1 failed to maintain control of the vehicle when executing a right turn on SR 750 from Depot St. and as a result, struck a stop sign.

4/12/17 **Hit-Skip** | While turning left into 8720 Moreland Street, Unit 1 struck a curb with its right front tire. Unit 1 continued 391 feet through the parking lot and attempted to turn around where it became disabled and stopped, facing south bound. Unit 1 was cited for physical control.

4/26/17 **ACDA** | *Injury* | Units 1-5 were heading eastbound on S.R. 750 west of Thornbury Ln. Units 1-3 were stopped and Unit 4 began to stop for traffic, when Unit 5 rear ended Unit 4 and pushed it into Units 1, 2, and 3. Unit 5 was cited

4/28/17 **Marked Lanes** | Units 1 and 2 were traveling southbound on Sawmill Parkway approaching the intersection of Village Club Drive. Unit 1 was in the left lane, traveling just ahead of Unit 2, which was driving in the right lane. Unit 1 began to merge into the right lane and struck Unit 2 in the side. The light at the intersection just turned green and Unit 1 was merging right to avoid slowed traffic in the left lane. Unit 1 was cited.

# MAP OF TRAFFIC CRASHES



## THANK YOU NOTE

Sgt. Andy,

Thank you so much for your help with my dog, Casey, during the very early morning hours last week. He took a very bad turn quickly and would have had a rough long night if I had waited until morning. It's always tough to do, but with your help I was able

to get him to Med Vet and relieve him of his pain.

Thanks again for your daily work in Powell and your help last week.

Julie + John  
W. Mumzies