


# THE CITY OF POWELL POLICE DEPARTMENT

HONESTY – INTEGRITY – DEPENDABILITY

*Gary L. Vest, Chief of Police*



SEPTEMBER 2016  
ACTIVITY REPORT

## STATISTICS

	Current Month	Last Month	Last Year
Calls for Service	1,478	1,606	1,343
Police Reports	101	132	94
Adult Arrests	15	20	8
Juvenile Arrests	10	3	3
Traffic Stops	65	101	107
Traffic Citations	6	17	13
Traffic Crashes	7	16	10
False Alarms	22	35	19
House Watches	30	43	37
Preventative Patrols	88	95	63
Stacked Calls	21	22	14

## NOTABLE CASES

**Underage Drinking** | Police responded to reports of a loud party on Tricia Price Drive. Four adults and eight juveniles were charged with underage drinking. The adults were also charged with contributing to the delinquency of a minor, and one juvenile was charged with obstructing official business.

**Assault** | Two business owners on West Olentangy Street got into a dispute over parking issues. One individual allegedly struck the other with an open palm. The subject was charged and pleaded guilty.

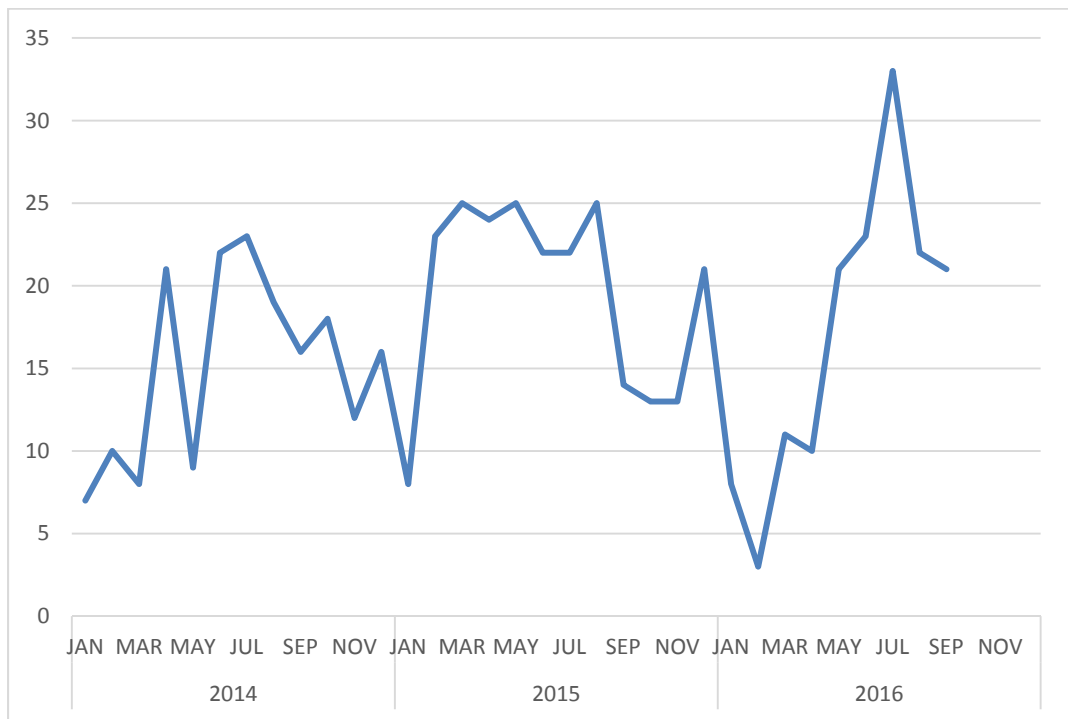
**Sentenced** | Dan Kitsos was sentenced to six years in prison plus five years post release control. He must pay a fine of \$10,000 and will be classified as a tier III sex offender.

## NATURE OF CALLS FOR SERVICE

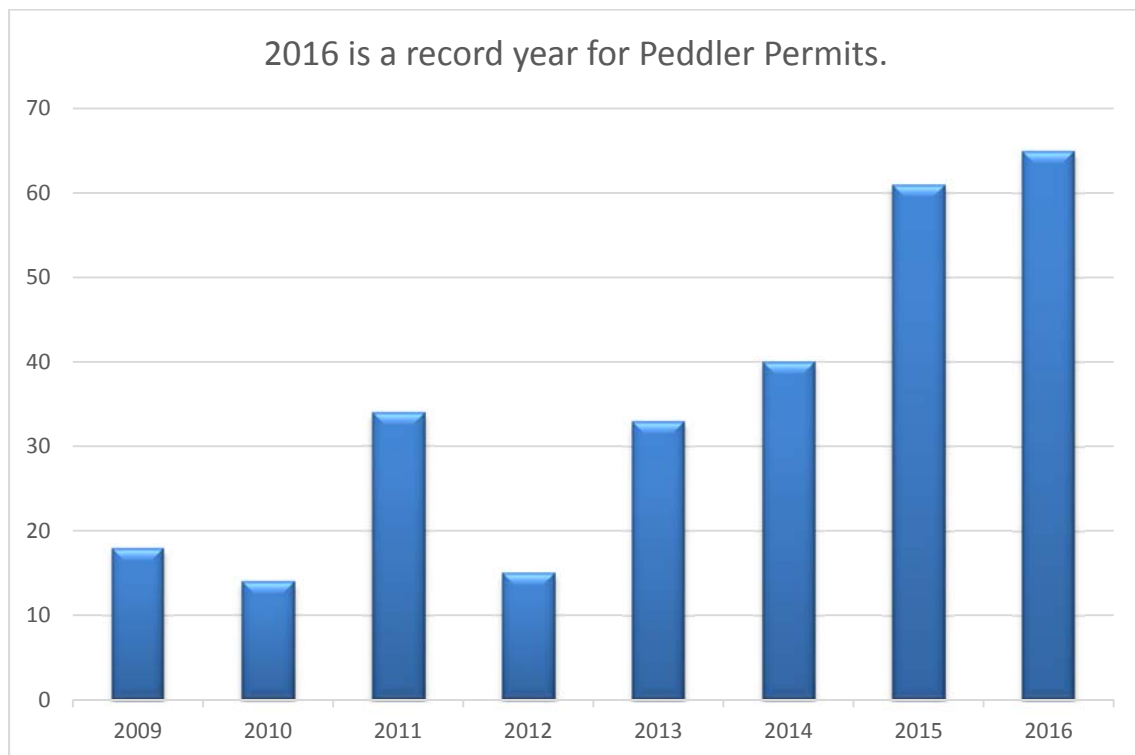
NATURE	MINUTES	PERCENT	CALLS	PERCENT
	ON CALLS	OF TIME		OF CALLS
Special Detail	15,512.5	44.7%	95	6.8%
Business/House Check	4,272.6	12.3%	705	50.5%
Follow-Up/Investigation	3,706.4	10.7%	92	6.6%
Assist other Agency	1,625.6	4.7%	82	5.9%
Traffic Control	1,487.7	4.3%	78	5.6%
Investigate Complaint	1,258.3	3.6%	35	2.5%
Theft	1,125.3	3.2%	25	1.8%
Alarm/911 Hang-Up	890.7	2.6%	52	3.7%
Suspicious Activity	870.3	2.5%	74	5.3%
Traffic Stop	785.3	2.3%	65	4.7%
Domestic	587.8	1.7%	7	0.5%
Auto Accident	578.5	1.7%	16	1.1%
Juvenile	402.6	1.2%	10	0.7%
Warrant	367.1	1.1%	3	0.2%
Assault	251.7	0.7%	2	0.1%
Animal Call	214.0	0.6%	11	0.8%
Lost & Found	161.8	0.5%	9	0.6%
Lockout	138.3	0.4%	19	1.4%
Suicide Attempt	136.0	0.4%	1	0.1%
Vandalism	101.9	0.3%	3	0.2%
Parking Complaint	90.0	0.3%	7	0.5%
Harassment/Threats	78.2	0.2%	3	0.2%
Well Being Check	53.4	0.2%	1	0.1%

*This is the nature of the call as originally reported by the dispatcher.*

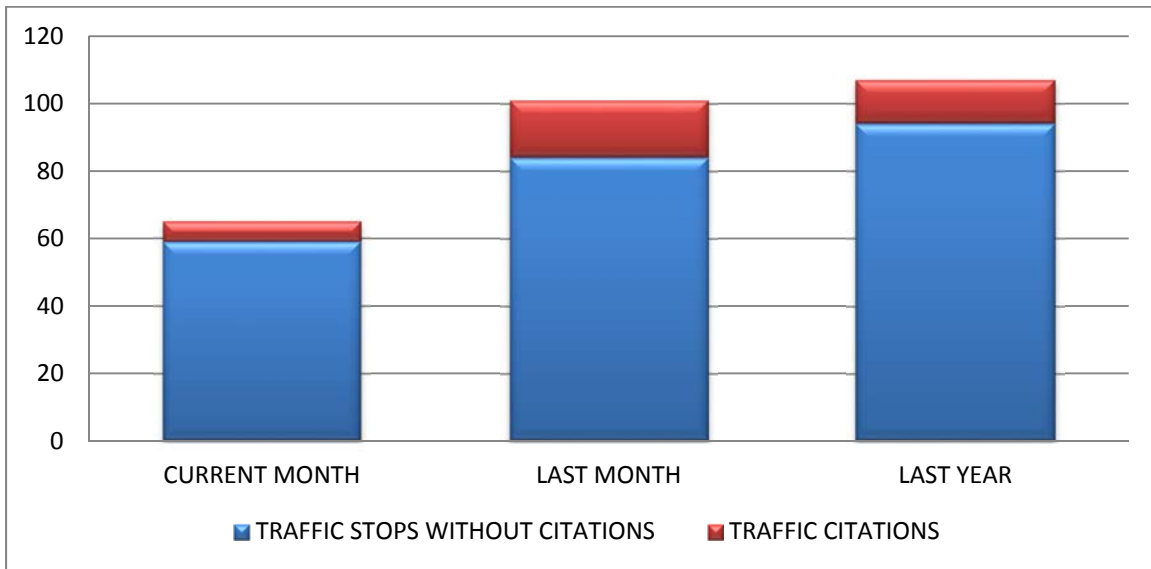
## STACKED CALLS



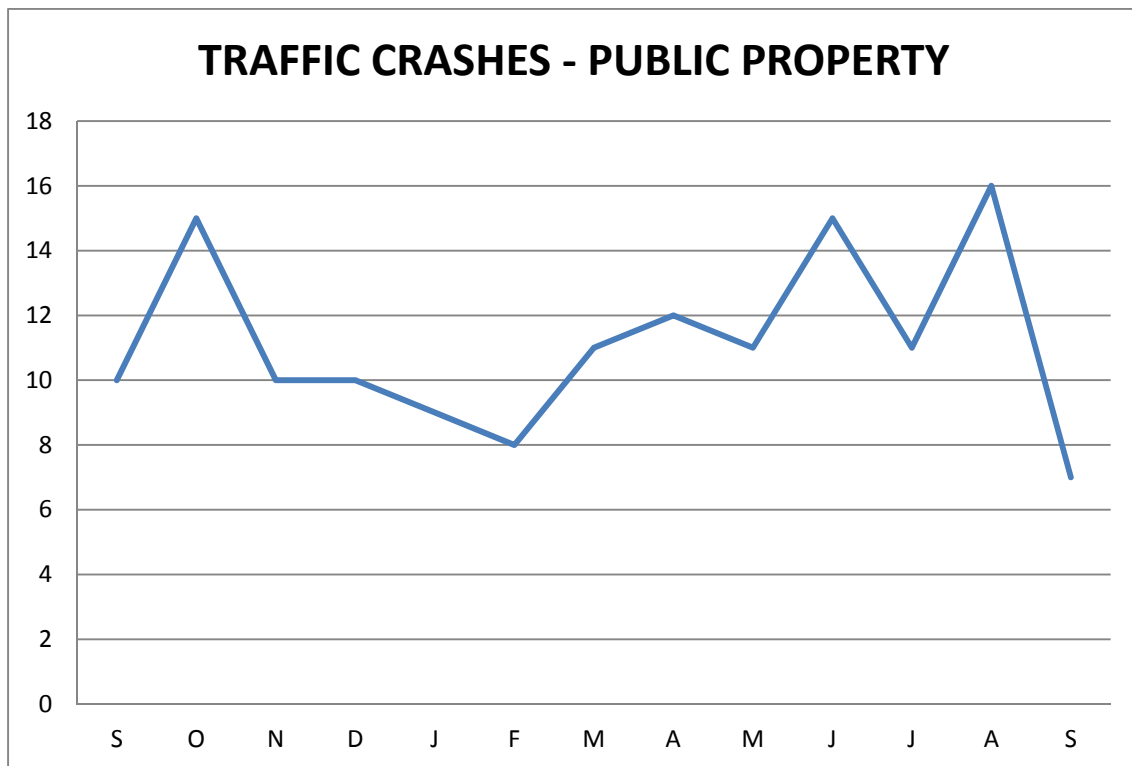
## PEDDLER PERMITS



## TRAFFIC STOPS VERSUS CITATIONS



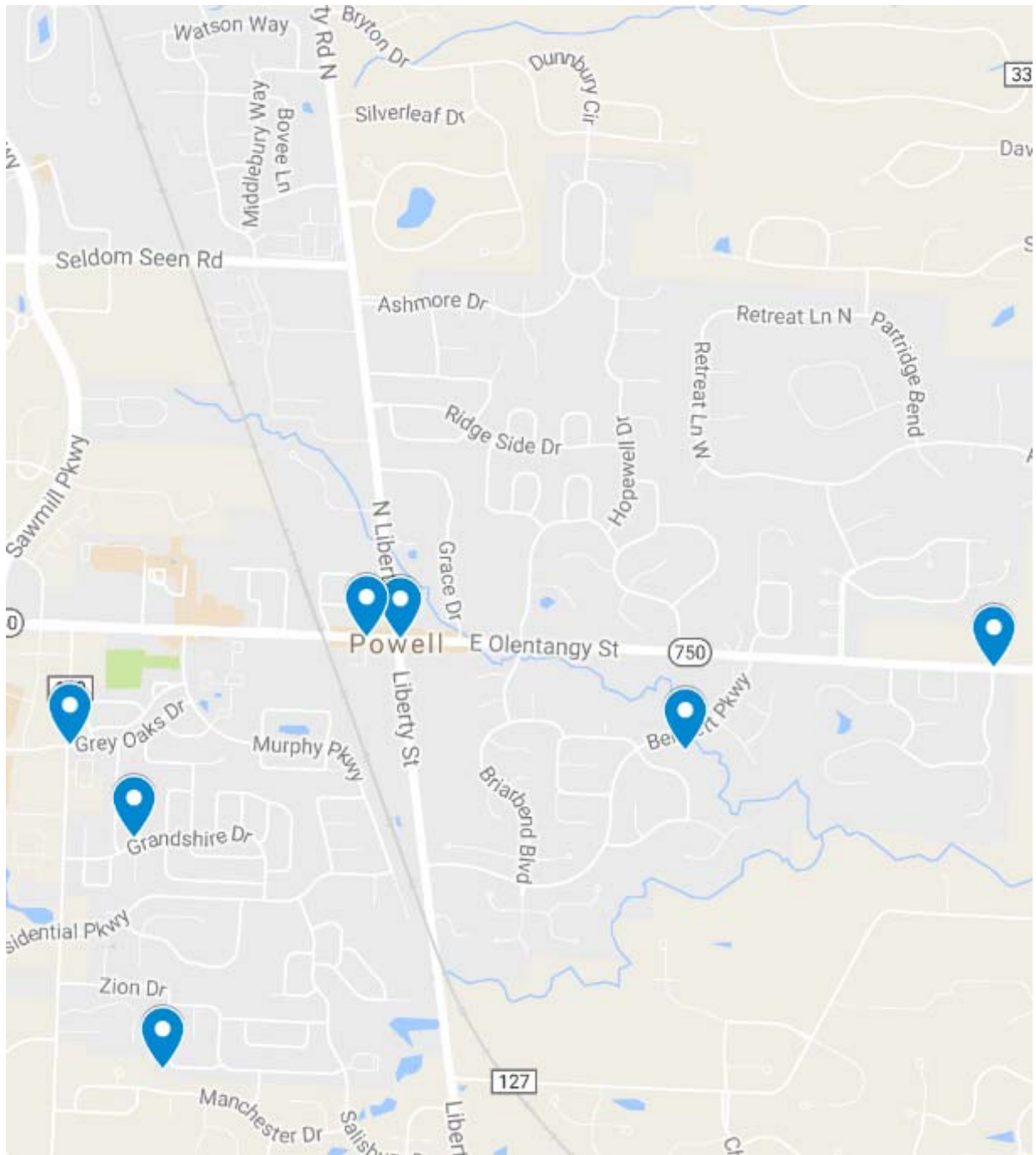
## 13-MONTH PATTERN OF CRASHES



## TRAFFIC CRASHES – PUBLIC PROPERTY

- 9/2/2016 **Backing** | Unit one improperly backed and as a result, struck unit two which was legally parked on the roadway. At the time of the collision, both units were in front of 443 Zion Drive.
- 9/7/2016 **Hit Skip** | The mailbox at 319 Elmendorf was struck by an unknown vehicle or machine. Possibly caused by construction equipment in the area. Crash was not taken as official hit skip as it was unlikely known that damage was caused.
- 9/12/16 **Failure to Control** | Unit 2 was parked on Aspenknoll Dr. Unit 1 was westbound on Aspenknoll Dr. Unit 1's driver fell asleep and Unit 1 struck Unit 2. Unit 1 was cited.
- 9/18/2016 **Failure to Control** | A vehicle was broken down on S.R. 750 near Liberty St. Unit 1 was attempting to pass while the driver was outside of the vehicle and struck her. Unit 1 was cited.
- 9/24/2016 **OVI** | Unit 1 was eastbound on S. R. 750 at Valley Run Dr. Unit 1 drove off the right side of the roadway, struck a curb and a stop sign. Unit 1 continued southeast striking a sign, a rock flowerbed border, several bushes and a fence. The driver was arrested for OVI, reckless operation, and failure to control.
- 9/30/2016 **Hit-Skip** | Unit 1 struck a mailbox on W. Olentangy St. at Hall St. and left the scene without reporting the crash.
- 9/30/2016 **Stop Sign** | Unit 1 failed to stop at a sign and as a result struck Unit 2. At the time of the collision Unit 2 was heading southbound on Sawmill Road while Unit 1 was heading westbound on Grey Oaks Drive approaching/entering Sawmill Road. Unit 1 was cited.

## MAP OF TRAFFIC CRASHES



## STEALTH STAT REPORTS

### Wildflower Drive at Millway Loop

September 5-9, 2016

Posted Speed Limit – 25 m.p.h.

Direction	Average Vehicles per Hour	Average Speed	85 <sup>th</sup> Percentile	Maximum Speed
Northbound	16.4	22.9	30	44
Southbound	14.2	23.1	29	40

### Bennett Parkway at Shale Ridge Drive

September 13-18, 2016

Posted Speed Limit – 25 m.p.h.

Direction	Average Vehicles per Hour	Average Speed	85 <sup>th</sup> Percentile	Maximum Speed
Northbound	52.3	29.3	34	54
Southbound	34.8	30.0	35	48

The data suggests a speeding problem, so there will be targeted speed enforcement in this area.

### Hickory Rock Drive at Northway Circle

September 26-30, 2016

Posted Speed Limit – 25 m.p.h.

Direction	Average Vehicles per Hour	Average Speed	85 <sup>th</sup> Percentile	Maximum Speed
Eastbound	11.6	21.9	28	43
Westbound	13.5	22.3	28	65

The 85<sup>th</sup> Percentile means that 85% of all vehicles were traveling at this speed or slower.



## TRAINING

In September the department conducted 253.5 hours of training to include **Articulation of Use of Force, Bias Based Policing, Blood Stain Evidence, Bloodborne Pathogens, Companion Animal Encounters, Consular Notification, Defensive Tactics, Disability Training for First Responders, Firearms Training, Human Trafficking, Photography for Investigators, Policing in the 21st Century, Weapons Qualification, Taser Training, THF Training, and Use of Force Review.**



## THANK-YOU NOTE

9/16/16

Dear Officer Hrytzik,  
Just wanted to send you a  
THANK YOU to you and  
especially Officer Boruchowitz  
sticking with my Identity  
fraud case (Kohl's). I  
understand these are not  
the most exciting cases so  
I truly appreciate your

efforts! Officer B. would  
leave me voice mails to keep  
me in the loop - I was always  
at work, so missed his calls.

I've learned a lot from  
you about identity fraud,  
and hope I won't need to  
file a case again!  
Thanks for all you do!  
Tracey Holcek