


THE CITY OF POWELL POLICE DEPARTMENT

HONESTY – INTEGRITY – DEPENDABILITY

Gary L. Vest, Chief of Police



**APRIL 2016
ACTIVITY REPORT**

STATISTICS

	Current Month	Last Month	Last Year
Calls for Service	1,586	1,667	1,685
Police Reports	100	98	131
Adult Arrests	5	5	7
Juvenile Arrests	1	0	0
Traffic Stops	85	91	120
Traffic Citations	17	5	16
Traffic Crashes	12	11	15
False Alarms	34	32	28
House Watches	58	84	60
Preventative Patrols	102	95	79
Stacked Calls	10	11	24

NOTABLE CASES

Computer Scam | A resident of Linksway Drive was the victim of a scam where a company placed a virus on the computer and then charged over \$500 to remove it.

Tax Fraud | One case of tax fraud was reported in April. This compares to 24 cases reported in April of 2015.

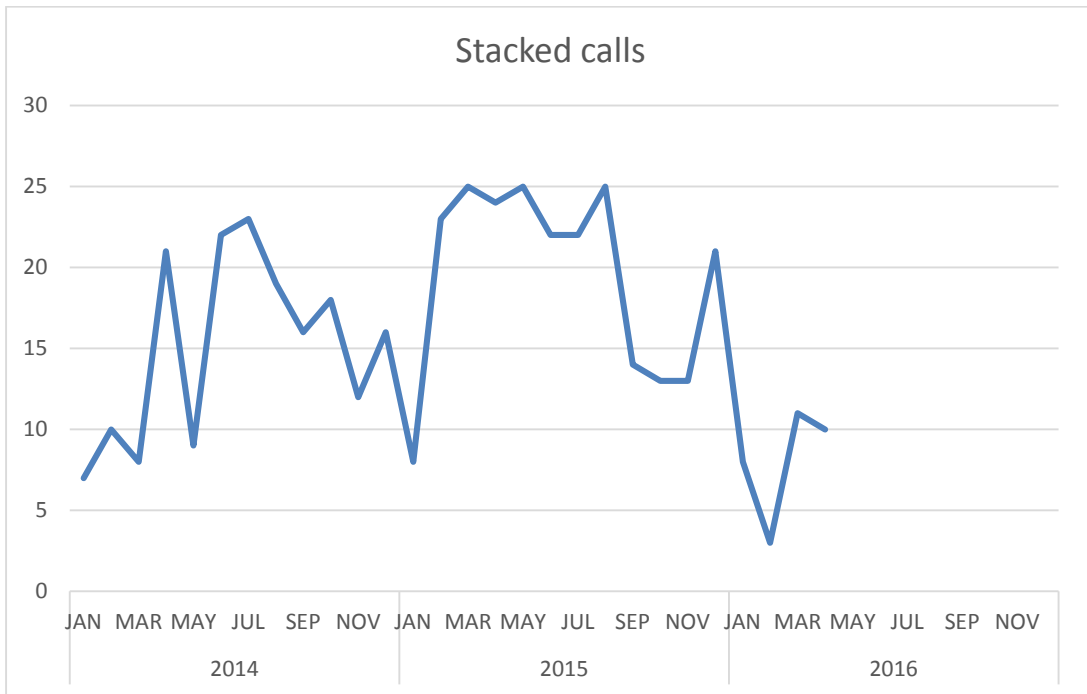
Theft | Two suspects entered a business on Sawmill Parkway and stole security hardware. The suspects and their driver were later identified. Charges are pending.

NATURE OF CALLS FOR SERVICE

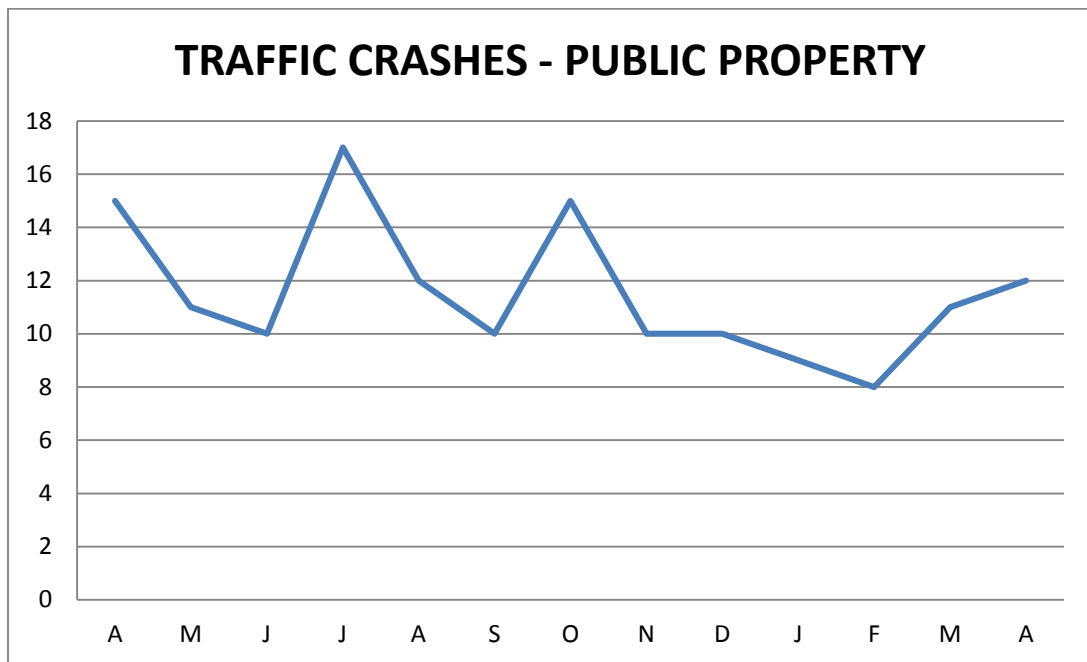
NATURE	MINUTES ON CALLS	PERCENT OF TIME	CALLS	PERCENT OF CALLS
Special Detail	5,860.8	28.5%	102	6.5%
Business/House Check	4,765.9	23.2%	894	56.6%
Follow-Up/Investigation	1,928.3	9.4%	60	3.8%
Suspicious Activity	1,564.7	7.6%	107	6.8%
Traffic Stop	973.0	4.7%	85	5.4%
Assist other Agency	924.7	4.5%	70	4.4%
Traffic Control	896.0	4.4%	55	3.5%
Auto Accident	855.2	4.2%	21	1.3%
Alarm/911 Hang-Up	693.2	3.4%	73	4.6%
Juvenile	535.6	2.6%	11	0.7%
Investigate Complaint	348.5	1.7%	35	2.2%
Substance Abuse	329.7	1.6%	5	0.3%
Theft	286.5	1.4%	12	0.8%
Fight	96.1	0.5%	1	0.1%
Lockout	83.7	0.4%	18	1.1%
Domestic	74.7	0.4%	2	0.1%
Harassment/Threats	74.3	0.4%	3	0.2%
Mental Health Crisis	67.8	0.3%	1	0.1%
Animal Call	65.2	0.3%	9	0.6%
Sex Offense	64.1	0.3%	1	0.1%
Parking	45.3	0.2%	11	0.7%
Well Being Check	17.2	0.1%	1	0.1%
Lost & Found	7.5	0.0%	3	0.2%

This is the nature of the call as originally reported by the dispatcher.

STACKED CALLS



13-MONTH PATTERN OF CRASHES



TRAINING

In April the department conducted 201 hours of training to include **Policing in the 21st Century, AR-15 Armorer Course, Simunitions, Advisory Services Consultant Training, Advanced EVO**, and an **Active Shooter Tabletop**.

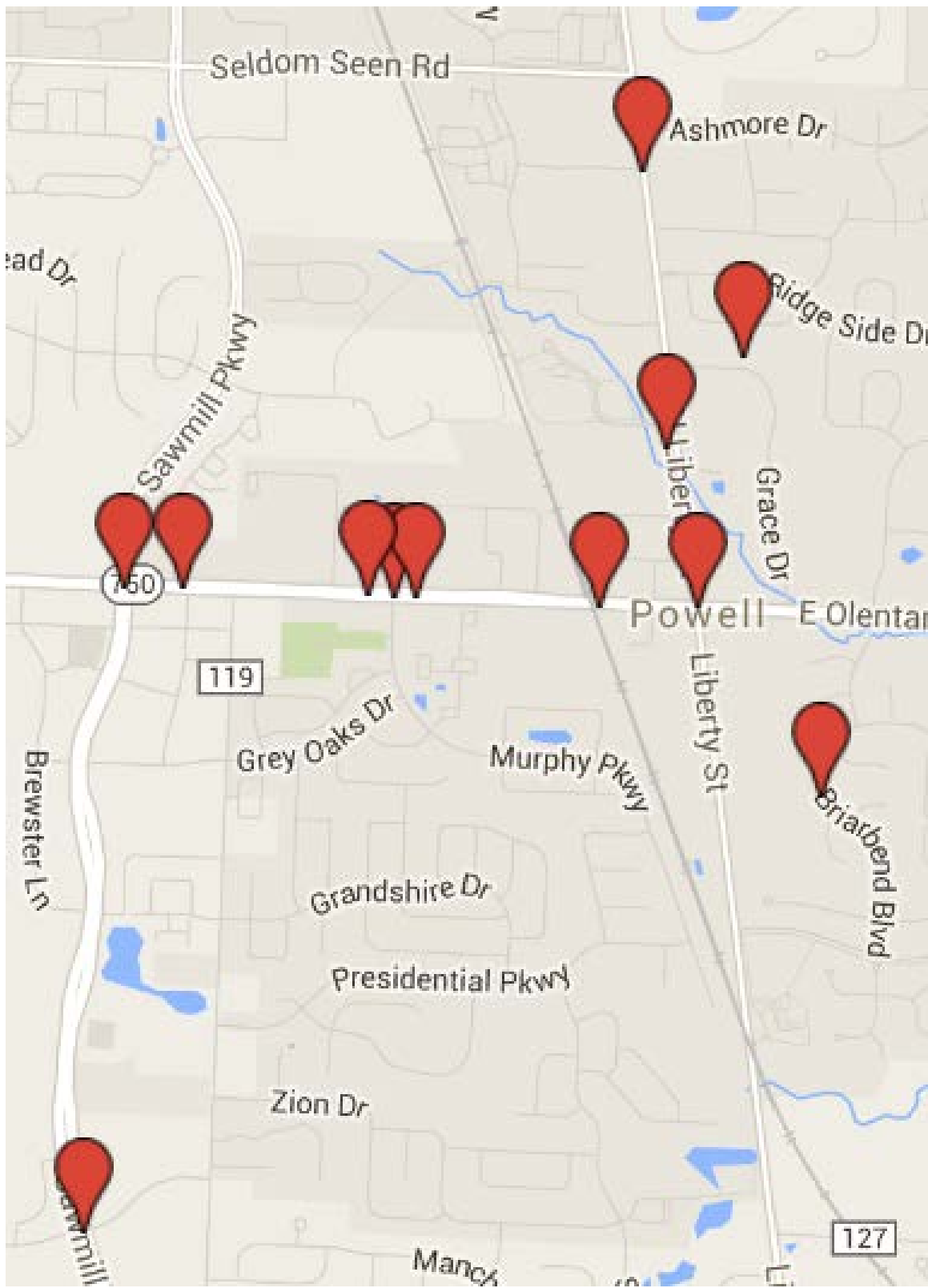
TRAFFIC CRASHES – PUBLIC PROPERTY

- 4/1/2016 **ACDA/Goose** | *Injuries* | Unit 1 and unit 2 were eastbound on SR750. Unit 2 was forced to stop due to a goose obstructing the roadway. Unit 1, thinking that unit 2 was going to proceed, struck the rear of unit 2. Glare from the sun also was a factor for the crash.
- 4/7/2016 **Failure to Yield** | *Injuries* | Unit 1 was southbound on Sawmill Parkway and began to turn left to head east on North Hampton Drive. Unit 2 was northbound on Sawmill Parkway. Unit 1 failed to yield the right of way and turned in front of Unit 2 causing the crash.
- 4/7/2016 **ACDA** | *Injuries* | Unit 1 failed to maintain an assured clear distance ahead and as a result struck unit 2 from behind. At the time of the collision, both vehicles were heading south on Sawmill Parkway.
- 4/10/2016 **Failure to Yield** | *Injuries* | Unit 2 was traveling west on Grace Drive. Unit 1 was exiting the private drive at 18 Grace Drive southbound. Unit 1 failed to yield the right of way and struck Unit 2.
- 4/11/2016 **ACDA** | *Injuries* | The driver of Unit 3 was stopped at the red light heading eastbound on SR 750 at the intersection with Murphy Parkway. Unit 2 came to a complete stop behind Unit 3. Seconds later the driver of

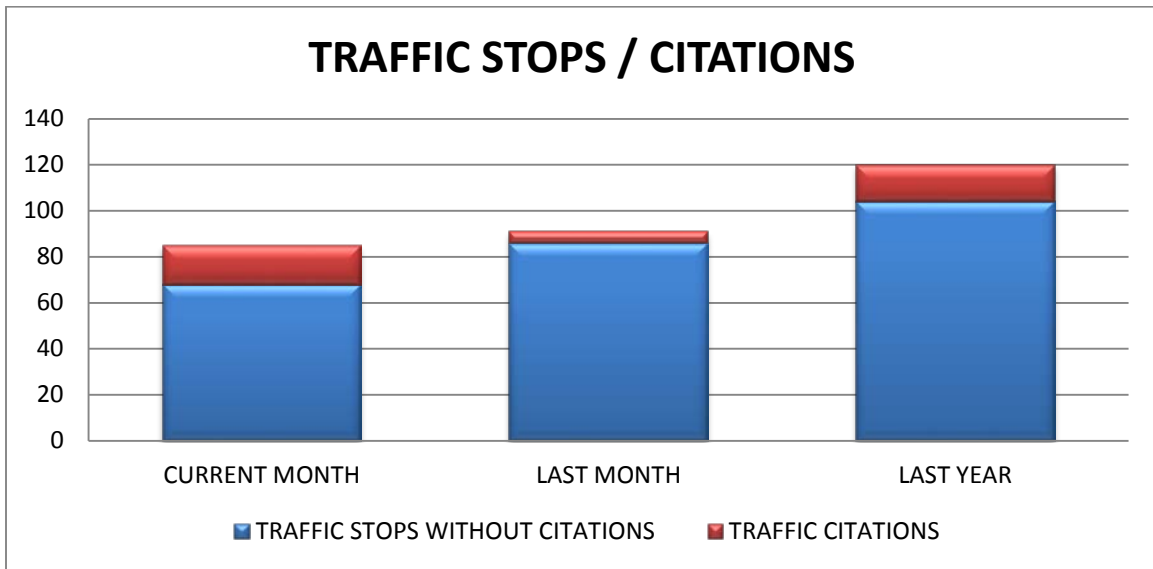
Unit 1 struck Unit 2 from behind. The impact forced Unit 2 into Unit 3.

- 4/13/2016 **Deer** | Unit 1 was driving southbound on North Liberty Street when a deer came into the roadway and was struck by unit 1.
- 4/15/2016 **ACDA** | Unit 2 was stopped in traffic southbound on North Liberty Street at number 175. Unit 1 was also southbound on Liberty Street behind Unit 2. Unit 1 failed to use assured clear distance ahead and struck Unit 2.
- 4/15/2016 **ACDA** | *Injuries* | Unit 1 failed to maintain assured clear distance and as a result struck unit 2 from behind. As a result of that force, unit 2 struck unit 3 from behind; unit 3 then struck unit 4 from behind; and finally, unit 4 then struck unit 5 from behind. At the time of the collision, all vehicles were eastbound on SR 750.
- 4/20/2016 **Failure to Yield** | Unit 1 failed to yield from a private drive and as a result was struck by unit 2. At the time of the collision, unit 2 was westbound on SR 750.
- 4/24/2016 **Failure to Yield** | Unit 2 was westbound on the access road behind 3758 West Powell Road Unit 1 was pulling onto the access road from the parking lot, northbound. Unit 1 failed to yield the right of way and struck Unit 2.
- 4/29/2016 **Failure to Control** | Unit 1 was traveling northbound when it drove off the right side of the roadway striking a fire hydrant and a tree.
- 4/29/2016 **ACDA** | Unit 1 failed to maintain an assured clear distance ahead and as a result, struck unit 2 from behind. At the time of the crash, both units were heading westbound on SR 750

MAP OF TRAFFIC CRASHES



TRAFFIC STOPS VERSUS CITATIONS



STEALTH STAT

The Stealth Stat was deployed in April on Sawmill Parkway and on Bakircay Lane for a week each.

On Sawmill Parkway, there were 218 vehicles per hour. The average speed was 47 miles per hour. The 85th percentile speed was 52 miles per hour, and the maximum speed was 87 miles per hour.

On Bakircay Lane, there were 46 vehicles per hour. The average speed was 21 miles per hour. The 85th percentile speed was 28 miles per hour, and the maximum speed was 46 miles per hour.

THANK-YOU NOTES

Dear Patti

Thank you so very much for taking the time to speak with our PCPAAA members about volunteering at the Memorial Day event. We have 10 people signed up already! I feel confident that the department will have lots of volunteers this year. I appreciate your help and look forward to volunteering that weekend!

- Sarah Vanell

THANK
 YOU
for All You
Do

