

Introduction

Village of Powell Color Palettes

The color schemes

Village of Powell color schemes are based on those found in *Century of Color : Exterior Decoration for American Buildings - 1820/1920* written in 1981 by Roger Moss. The *Century of Color* palettes were developed with the help of the Sherwin Williams paint company after extensive research into 19th and early 20th century books on exterior decoration and paint company samples from that period. Unfortunately, neither the *Century of Color* book or the Sherwin Williams paint sample card which accompanied it are available today.

The color schemes which follow have been matched as closely as possible to the Century of Color palettes. Schemes from at least three paint companies at varying price and quality points have been provided for your convenience. This is not intended to limit choices to these companies, nor is it to be implied as a direct endorsement of their products. The intention is to provide suggested paint colors to be used in the Village, and a visual example of how these schemes would have been used historically.

How to use the palettes


There are several possible ways to use these palettes when choosing colors for your structure, the following are a few suggestions:

- Select a color scheme from this book, and purchase paint from the companies which are represented.
- Select a color scheme from this book, obtain samples from the companies represented, and have those samples matched by the paint, siding or trim company of your choice.
- Bring paint, siding, or trim samples from the company of your choice to the Village office and compare them to those in the book to find the closest match.

Paint and other material color selections which follow the schemes suggested in this book may be approved by the Village building inspector without Historic District Board review. Mixing colors between the palettes is also acceptable, and such schemes may also be approved by the building inspector alone, unless he or she desires advice from the Historic District Review Board. Color schemes which vary significantly from the suggested palettes may also be acceptable, but will *require* Historic District Board review. Such schemes will be evaluated for their compatibility with the acceptable palettes.

NOTE: An exact match to the colors in this book will not always be possible, especially when using other paint companies or manufactured materials, such as vinyl siding. Colors that are *reasonably close* to the paint samples presented will be accepted.

How the palettes are set up




Color Name
Color Number

BODY




Color Name
Color Number

TRIM




Color Name
Color Number




Color Name
Color Number

ACCENT



Color Name
Color Number



Color Name
Color Number


NOTES:

1. Body colors should be used for the main parts of the building, for example, the siding in a wood frame structure.
2. Trim colors may be used for large decorative elements such as an area of decorative shingles or the major structural portions of a porch. All trim colors may also be used as accent colors.
3. Accent colors should be used only in small doses. Use them to pick out detailing on trim, for banding in cornices or under the eaves, or for a shot of color on a door.
4. The simpler the building, the fewer colors should be used. Since most of the architecture in Powell is relatively simple, schemes should be kept to two or three colors. More elaborate buildings, with recognizable styles, such as Italianate, Queen Anne, and Eastlake may be enlivened by the use of more varied color schemes.
5. More information on painting and colors can be found on pages 71 to 73 of the Village of Powell Architectural Guidelines.

Sherwin Williams

Group I Color Scheme: A palette of delicate, natural colors such as straw, sand, earth, and clay.

Styles/Building Types: Cottages and other small scale building types



Windsor Greige
SW 2065

BODY



Mustard Field
SW 2341



Rushing River
SW 2093

TRIM




Meadow Lark
SW 2054



Lemon Grass
SW 2358



Ornamental Gold
SW 2342



Homegrown
SW 2372



Hinterland
SW 2363




Stonington
SW 2076



Wall Street
SW 2125

ACCENT



Stonington
SW 2076

BODY



Rushing River
SW 2093



Noble Brass
SW 2351

TRIM



Split Rail
SW 2210



Pottery Urn
SW 2162



Esplanade
SW 2239



Homegrown
SW 2372



Meadow Lark
SW 2054



Wall Street
SW 2125



Chateau Brown
SW 2028

ACCENT



Noble Brass
SW 2351

BODY



Rushing River
SW 2093

Pottery Urn
SW 2162

TRIM



Stonington
SW 2076



Wall Street
SW2125

Shingle Brown
SW 2188

ACCENT



Biltmore Buff
SW 2345

BODY



Rushing River
SW 2093

Adano Bronze
SW 2216

TRIM



Stonington
SW 2076



Wall Street
SW2125

Badlands Mauve
SW 2148

ACCENT



Rushing River
SW 2093

BODY



Windsor Greige
SW 2065



Noble Brass
SW 2351

TRIM



Stonington
SW 2076



Pottery Urn
SW 2162



Mustard Field
SW 2341



Ornamental gold
SW 2342



Meadow Lark
SW 2054



Adano Bronze
SW 2216




Wall Street
SW 2125



Hinterland
SW 2363

ACCENT



Lemon Grass
SW 2358

BODY



Windsor Greige
SW 2065



Rushing River
SW 2093

TRIM/ACCENT

Group II Color Scheme: A palette of generally darker colors, with a few of the earlier, lighter colors persisting. More vivid contrast and accenting of details is prevalent.

Styles/Building Types: Italianate style, Gabeled Ell, and Upright and Wing building types



Ornamental Gold
SW 2342



Windsor Greige
SW 2065



Hinterland
SW 2363



Lemon Grass
SW 2358



Rushing River
SW 2093



Homegrown
SW 2372

BODY

TRIM/ACCENT



Mustard Field
SW 2341



Windsor Greige
SW 2065



Stonington
SW 2076



Meadow Lark
SW 2054



Hinterland
SW 2363



Wall Street
SW 2125



Rushing River
SW 2093



Adano Bronze
SW 2216



Homegrown
SW 2372



Badlands Mauve
SW 2148

BODY

TRIM

ACCENT



Western Reserve Beige
SW 2052

BODY



Rushing River
SW 2093



Ornamental Gold
SW 2342

TRIM



Chateau Brown
SW 2028


ACCENT



Wall Street
SW2125



Badlands Mauve
SW 2148



Pottery Urn
SW 2162

BODY



Hinterland
SW 2363

Noble Brass
SW 2351

TRIM



Esplanade
SW 2239

Audobon Green
SW 2229

ACCENT



Ivy Wall
SW 2258




Homegrown
SW 2372



Green Mallard
SW 2329

ACCENT



Natchez Moss
SW 2223

BODY



Carriage Door
SW 2294



Bronze Age
SW 2217

TRIM



Seal Beach Green
SW 2091



Pottery Urn
SW 2162



Yew Hedge
SW 2371



Mesquite Wood
SW 2161

ACCENT



Chateau Brown
SW 2028



Ivy Wall
SW 2258



Green Mallard
SW 2392



Split Rail
SW 2210

BODY



Shingle Brown
SW 2188



Natchez Moss
SW 2223

TRIM



Mustard Field
SW 2341



Mesquite Wood
SW 2161



Carriage Door
SW 2294

ACCENT



Yew Hedge
SW 2371



Pyramid Gold
SW 2336



Ivy Wall
SW 2258



Green Mallard
SW 2392

Group III Color Scheme: A palette of saturated colors, which were previously used as trim colors, used as body colors. Olives, oranges, and reds are used to emphasize architectural mass, materials, volumes, and structure.

Styles/Building Types: Queen Anne, Eastlake, Stick styles and early (vertically proportioned) Single Gable building types



Meadow Lark
SW 2054

BODY



Ornamental Gold
SW 2342



Rushing River
SW 2093

TRIM



Stonington
SW 2076



Adano Bronze
SW 2216



Split Rail
SW 2210




Wall Street
SW 2125



Chateau Brown
SW 2028

ACCENT



Adano Bronze
SW 2216

BODY



Mustard Field
SW 2341



Rushing River
SW 2093

TRIM



Meadow Lark
SW 2054



Lemon Grass
SW 2358



Ornamental Gold
SW 2342




Homegrown
SW 2372



Chateau Brown
SW 2028

ACCENT



Outrigger
SW 2202

BODY



Split Rail
SW 2210



Bronze Age
SW 2217

TRIM



Seal Beach Green
SW 2091



Hinterland
SW 2363



Audobon Green
SW 2229



Natchez Moss
SW 2223




Shingle Brown
SW 2188



Mesquite Wood
SW 2161

ACCENT




Homegrown
SW 2372

BODY



Esplanade
SW 2239



Adano Bronze
SW 2216

TRIM



Windsor Greige
SW 2065



Pottery Urn
SW 2162



Stonington
SW 2076



Mustard Field
SW 2341



Yew Hedge
SW 2371



Ivy Wall
SW 2258

ACCENT




Green Mallard
SW 2329



Esplanade
SW 2239

BODY



Carriage Door
SW 2294



Homegrown
SW 2372

TRIM



Rushing River
SW 2093



Bronze Age
SW 2217



Stonington
SW 2076



Yew Hedge
SW 2371



Bonfire
SW 2321

ACCENT




Ivy Wall
SW 2258



Bronze Age
SW 2217

BODY



Carriage Door
SW 2294



Audobon Green
SW 2229

TRIM



Seal Beach Green
SW 2091



Hinterland
SW 2363



Yew Hedge
SW 2371



Pyramid Gold
SW 2336

ACCENT



Wall Street
SW 2125



Mesquite Wood
SW 2161



Bonfire
SW 2321



Green Mallard
SW 2392



Seal Beach Green
SW 2091

BODY



Carriage Door
SW 2294



Audobon Green
SW 2229

TRIM



Bronze Age
SW 2217



Hinterland
SW 2363



Bonfire
SW 2321



Pyramid Gold
SW 2336

ACCENT




Green Mallard
SW 2392



Mesquite Wood
SW 2161



Ivy Wall
SW 2258



Carriage Door
SW 2294

BODY



Seal Beach Green
SW 2091



Audobon Green
SW 2229

TRIM



Bronze Age
SW 2217



Hinterland
SW 2363



Yew Hedge
SW 2371



Pyramid Gold
SW 2336


ACCENT



Ivy Wall
SW 2258

Group IV Color Scheme: A palette of slightly lighter, less aggressive colors. Emphasis on materials and structure continues.

Styles/Building Types: Bungalow style, American Foursquare, and later (broader, horizontally proportioned) Single Gable building types



Hinterland
SW 2363

BODY



Seal Beach Green
SW 2091



Carriage Door
SW 2294

TRIM



Pottery Urn
SW 2162



Bronze Age
SW 2217



Windsor Greige
SW 2065



Mustard Field
SW 2341



Rushing River
SW 2093




Ornamental Gold
SW 2342



Yew Hedge
SW 2371

ACCENT



Audobon Green
SW 2229

BODY



Carriage Door
SW 2294



Bronze Age
SW 2217

TRIM



Seal Beach Green
SW 2091



Pottery Urn
SW 2162



Yew Hedge
SW 2371



Mesquite Wood
SW 2161

ACCENT



Chateau Brown
SW 2028



Turtle Creek
SW 2365

BODY



Carriage Door
SW 2294



Bronze Age
SW 2217

TRIM



Outrigger
SW 2202



Split Rail
SW 2210



Shingle Brown
SW 2188



Mesquite Wood
SW 2161

ACCENT